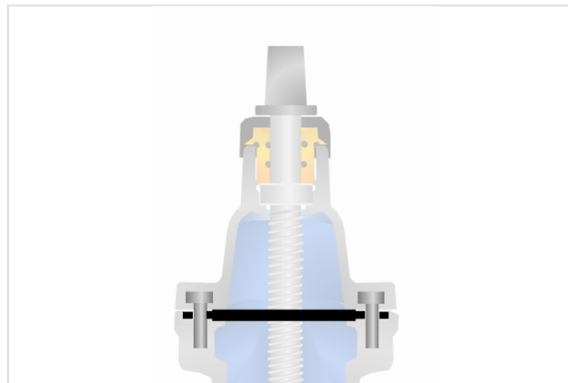



## Laying instructions - Spare Parts for EURO20 New - Gate and body bonnet gasket replacement



DN	Mass (kg)	References
40-50	0.30	283102
60-65	0.30	283104
80	0.30	283105
100	0.30	283106
125	0.30	283107
150	0.30	283108
200	0.30	283109
250	0.30	283110
300	1.00	283111

### Components

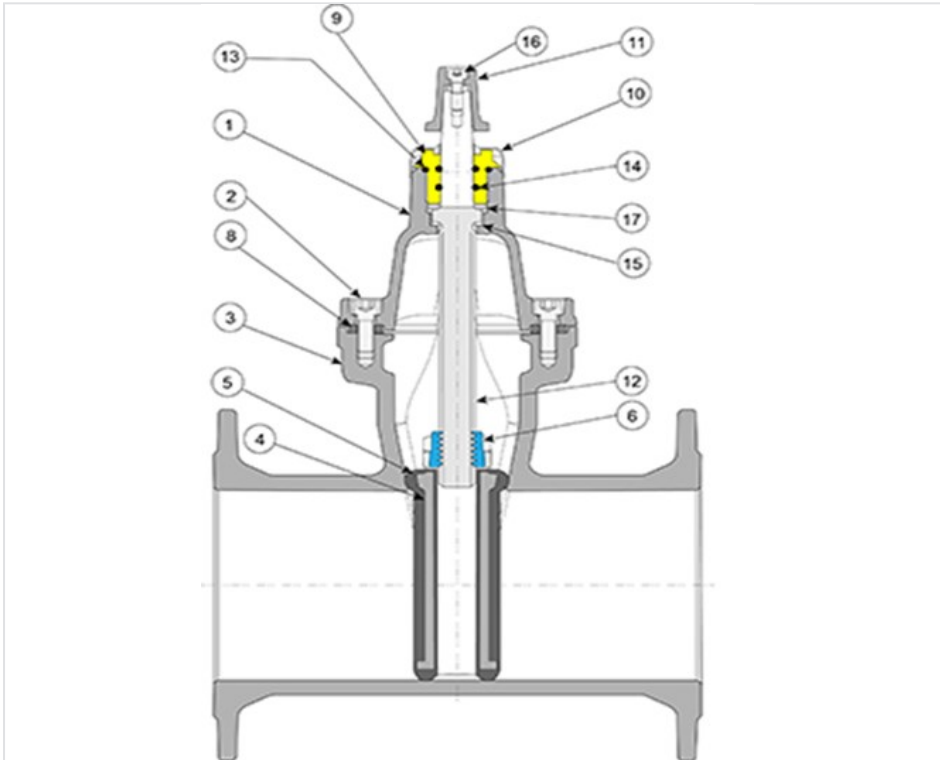


1 x body/bonnet gasket



body/bonnet fixing screws (quantiti...  
 depending on model)

## Installation steps



**Before proceeding, ensure the installation is no longer under pressure.**

1. Remove the protective wax from the body/bonnet connecting screws [2]
2. Unscrew the connecting screws [2]
3. Remove the cap [1] (the entire operating assembly and the wedge remain attached to the cap)
4. Remove the existing gasket [8]
5. Place the new gasket ensuring the screw holes are clear
6. Reinsert the cap assembly
7. Tighten the new screws, following the recommended torque values and tightening sequence for the model (see reverse)



See the video

## Tightening of the body/bonnet bolts

### EURO20 New DN40 to 400 - Tightening torque for installation

DN	Versions	Number of screws	Screw (connection bonnet) Dimensions	Screw CHc (Nm)**					
				C1 Screw 1-2	C2 Screw 3-4	C3 Screw 5-6	C4 Screw 7-8	C5 Screw 9-10	C6 Screw 11-12
40	E20 New S15 & S15	4	CHc M8x25	30	30				
50	E20 New S15 & S15	4	CHc M8x25	30	30				
60/65	E20 New S15 & S15	4	CHc M10x25	55	45				
80	E20 New S15 & S15	4	CHc M10x25	55	45				
100	E20 New S15 & S15	4	CHc M12x30	75	65				
125	E20 New S15 & S15	4	CHc M12x30	75	65				
150	E20 New S15 & S15	6	CHc M12x30	75	75	55			
200	E20 New S15 & S15	8	CHc M12x35***	145-150	105-110	70-80	70-80		
250	E20 New S15 & S15	8	CHc M14x40***	165-170	125-130	90-95	90-95		
300	E20 New S15 & S15	8	CHc M16x40***	175-180	165-170	155-160	155-160		

*The information on this sketch is, to the best of our knowledge correct at the time of printing. However Saint-Gobain are constantly looking at ways of improving their products and services therefore reserve the right to change without prior notice, any of the data shown. Any orders placed will be subject to our Standard Conditions of Sale, available on request.*