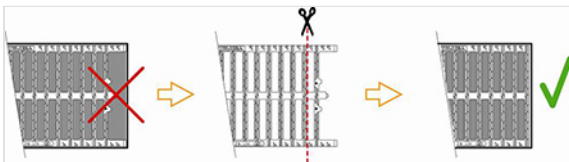


Grating AUTOLINEA C250 - Dimensions of concrete channels

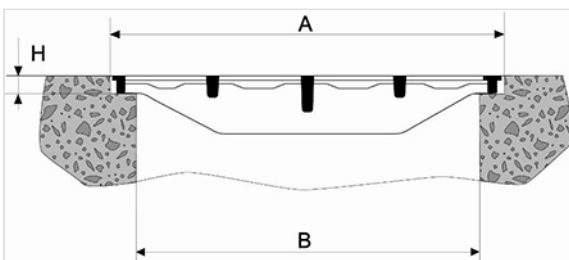


The AUTOLINEA C250 can be installed on concrete channels with bearer bars or directly on the concrete rebates.

In order to achieve the exact length of the channel, the gratings can be cut as described below.



Installation on the concrete rebate:



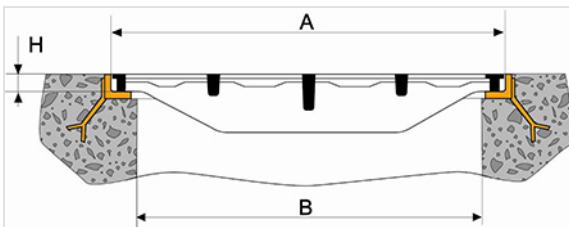
Flatness between two edges: 3 mm and linearity 2 mm.

Concrete strength: 10 MPa

Grating AUTOLINEA mm	A mm	B mm	H mm
750 x 200	206 +2	140	30 +3
750 x 250	256 +2	190	30 +3

Grating AUTOLINEA mm	A mm	B mm	H mm
750 x 300	306 +2	240	30 +3
750 x 400	406 +2	340	30 +3
750 x 500	508 +3	440	30 +3
750 x 600	608 +3	540	30 +3
750 x 700	708 +3	640	30 +3

Installation on the steel angles:



Angle with equal flanges 35 x 35 or 35 x 20
 Thickness: 3.5 / Galvanized steel A33
 Add anchorage lugs every two meters
 Flatness between two edges: 3 mm and linearity 2 mm.
 Concrete strength: 10 MPa

Grating AUTOLINEA mm	A mm	B mm	H mm
750 x 200	207 +2	170	35
750 x 250	257 +2	220	35
750 x 300	307 +2	270	35
750 x 400	407 +2	340	35
750 x 500	509 +3	440	35
750 x 600	609 +3	540	35
750 x 700	709 +3	640	35


Implementation on T section frames:

Use of T section frames of 750 mm: **reference E5**

T section frames with planarity between edges 3 mm and linearity 2 mm


Concrete strength: 10 MPa

Assembling of the gratings:



The gratings are easy to install. They are simply snapped into place through a ductile spring lock. The spring bar of the last grating must not be at the extremity of the channel.

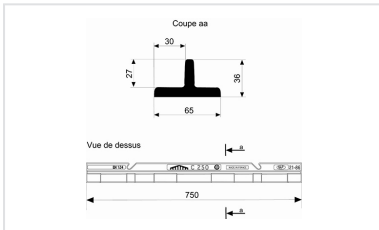
Disassembling of the gratings:



The disassembling of one or several gratings can be achieved anywhere on the channel. The gap required for the unhooking is obtained thanks to the spring bar.

- Introduce a crowbar between two gratings
- Use the crowbar as lever
- Unlock the spring bar

Linked products



T section frame 750 mm
for gratings AUTOLINEA,
AQUALINEA and
MECALINEA C250 class

The information on this sketch is, to the best of our knowledge correct at the time of printing. However Saint-Gobain are constantly looking at ways of improving their products and services therefore reserve the right to change without prior notice, any of the data shown. Any orders placed will be subject to our Standard Conditions of Sale, available on request.