

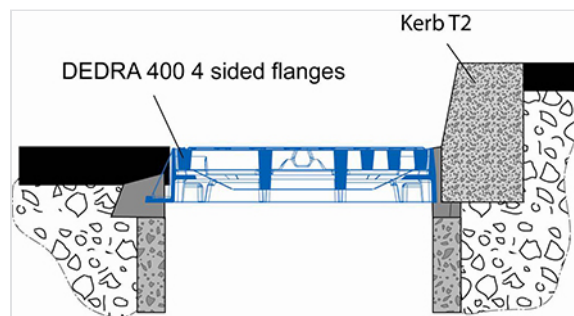
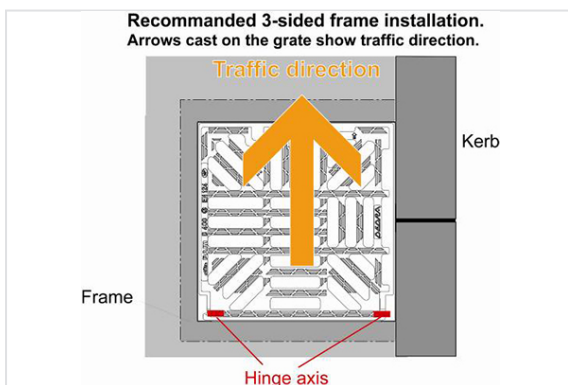
Installation of the DEDRA 400 Flat Grating D400 class

The alveolate broad flanges of DEDRA 400 gratings enable to obtain a good bedding as well as a reduced transmission of the loads to the structure located under the gratings.

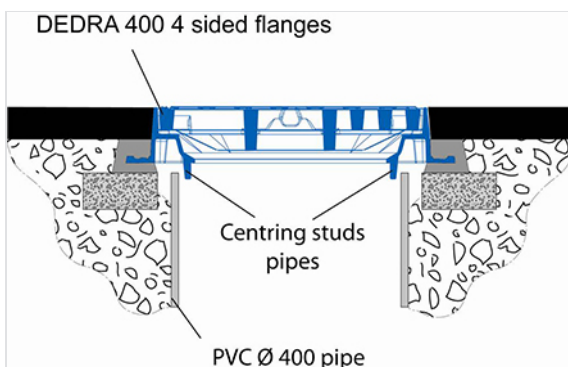
The various versions of frame enable to choose the version most adapted according to the installation confines.

- Frame equipped of 4 flanges for multi-directional collection or 3 flanges for installation along a kerb.
- Frame with total opening of 400 mm or frame with mudpan bearing plate and centring studs pipes and 400 ND plastic extensions.

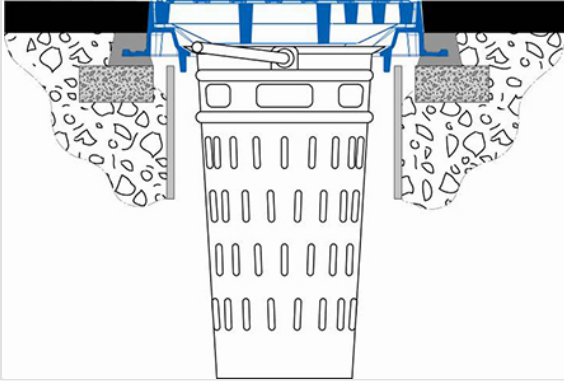
Kerb setting



Installation type multi-directional collection



Implementation of the mudpan



1- Implementation of the sealing product - PVC pipe



2- Implementation of the frame.



3- Upgrade of the frame.



4- Finishing.



5- Cleaning of the seatings



6- Grating in place.

The illustrations represent the first installation of a DEDRA 400 grating standard part, what explains why is not covered.

The information on this sketch is, to the best of our knowledge correct at the time of printing. However Saint-Gobain are constantly looking at ways of improving their products and services therefore reserve the right to change without prior notice, any of the data shown. Any orders placed will be subject to our Standard Conditions of Sale, available on request.