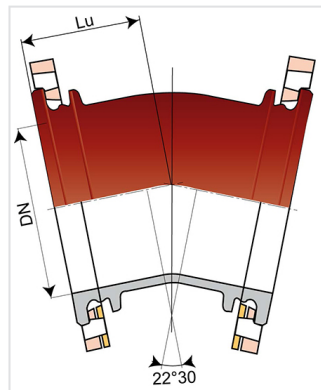


Bend 22°30 (1/16) INTEGRAL with 2 Rotatable Flanges



Angle	DN (mm)	Lu (mm)	PN 10		PN 16	
			Mass (kg)	References	Mass (kg)	References
22°30	150	109	18.20	BAB15CD10FF	18.20	BAB15CD10FF
22°30	200	131			27.00	BAB20CD20FF
22°30	300	210			58.70	BAB30CD20FF
22°30	400	237.5			100.60	BAB40CD20FF
22°30	500	272.5			169.00	BAB50CD20FF
22°30	600	320.5	211.00	BAB60CD10FF		

Field of use:

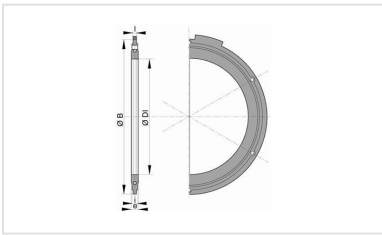
- Separate sewer system and combined sewer system
- Application: gravity flow and rising main sewerage systems
- Type of effluent: domestic wastewater and rainwater
- For networks with rising main under pressure
- For effluents between pH1 and pH13

Main characteristics:

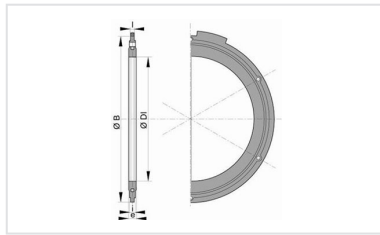
- External and internal coating: red epoxy powder 250µm (PECR)
- EN 598 / CE Marking
- Declaration of performances [DoP-INTEGRAL005EN](#)
- Designed according to the regulatory texts:
 - NF EN 476: general prescriptions for components used in the networks
 - NF EN 752: Conception of sewage projects
 - NF EN 1610: Reception of the works

- CCTG: Fascicule 70 (sewage work)

Linked products



Flanged joint with hot galvanized steel bolts, nuts and washers for sewage



Flanged joint with hot galvanized steel bolts, nuts and washers

The information on this sketch is, to the best of our knowledge correct at the time of printing. However Saint-Gobain are constantly looking at ways of improving their products and services therefore reserve the right to change without prior notice, any of the data shown. Any orders placed will be subject to our Standard Conditions of Sale, available on request.