

Check valves



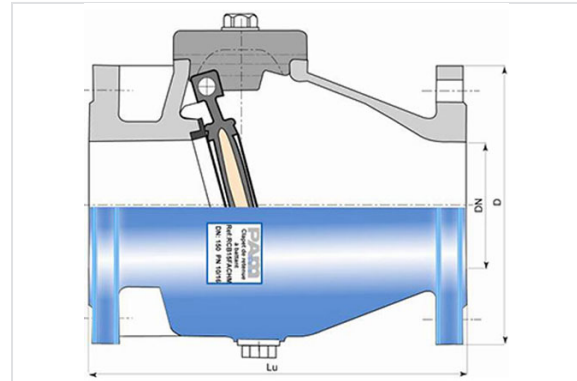
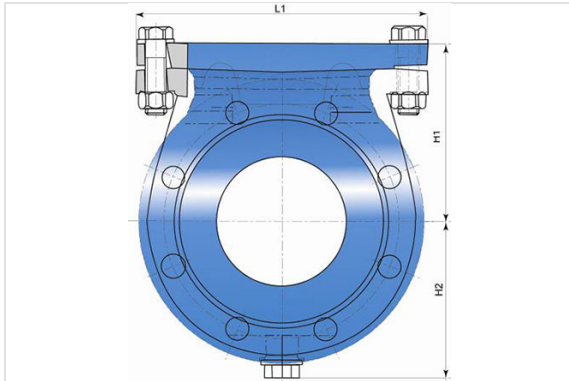
This check valve is designed to equip supply hydraulic networks and pumping stations. It has been articulated swing lying on an inclined seat and an integral passage in large opening. The design of the obturator insures the tightness at low-counter pressure and a silent functioning.

Range

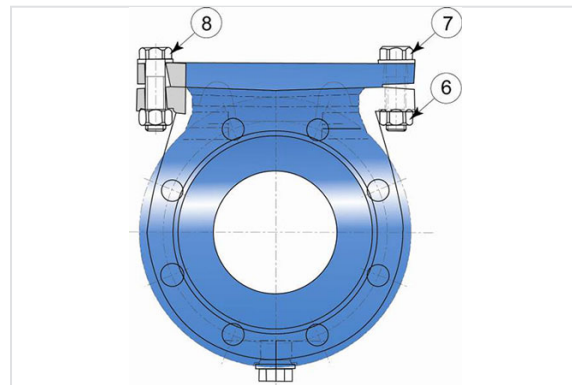
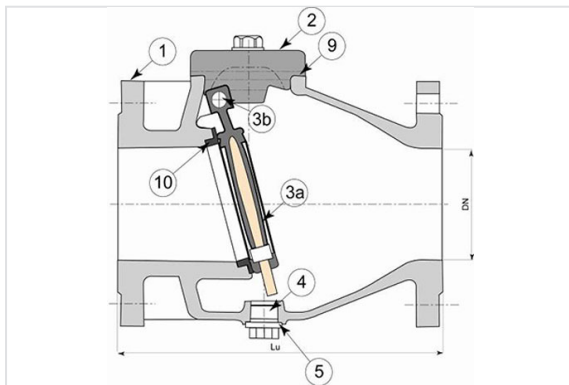
The check valves are available from DN40 to DN500, at PFA 16 bars, drilling ISO PN10 or ISO PN16.

DN (mm)	D PN10 (mm)	D PN16 (mm)	H1 (mm)	H2 (mm)	Lu (mm)	L1 (mm)	PN 10		PN 16	
							Mass (kg)	References	Mass (kg)	References
40	150	150	100	90	180	164	11.00	RCA40FACHM	11.00	RCA40FACHM
50	165	165	100	90	200	164	14.00	RCA50FACHM	14.00	RCA50FACHM
60	185	185	111	98	240	186	17.00	RCA60FACHM	17.00	RCA60FACHM
65	185	185	111	98	240	186	17.00	RCA65FACHM	17.00	RCA65FACHM
80	200	200	125	105	260	200	21.00	RCA80FACHM	21.00	RCA80FACHM
100	220	220	140	125	300	225	29.00	RCB10FACHM	29.00	RCB10FACHM
125	250	250	175	157	350	304	42.00	RCB12FACHM	42.00	RCB12FACHM
150	285	285	195	155	400	340	60.00	RCB15FACHM	60.00	RCB15FACHM
200	340	340	251	205	500	400	92.00	RCB20FABHM	92.00	RCB20FAAHM
250	400	400	290	230	600	464	145.00	RCB25FABHM	145.00	RCB25FAAHM
300	455	455	312	255	700	504	175.00	RCB30FABHM	175.00	RCB30FAAHM
350	505	520	427	344	800	585	300.00	RCB35FABHM	300.00	RCB35FAAHM
400	565	580	461	372	900	660	395.00	RCB40FABHM	395.00	RCB40FAAHM

DN (mm)	D PN10 (mm)	D PN16 (mm)	H1 (mm)	H2 (mm)	Lu (mm)	L1 (mm)	PN 10		PN 16	
							Mass (kg)	References	Mass (kg)	References
500	670	715	530	424	1100	770	613.00	RCB50FABHM	613.00	RCB50FAAHM



Material and coating



Item	Designation	Quantity	Material	Coating
1	Body	1	Ductile iron GJS 400-15	Powder Epoxy 250µ Mini
2	Cover	1	Ductile iron GJS 400-15	EPDM
3-3a	Disc	1	Ductile iron GJS 400-15	
3b	Axis	1	Stainless steel X5CrNi18-10	
4	Plug screw	1	Brass Cu Zn39Pb3	
5	Washer	1	Copper	
6-7-8	Bolts	2	Stainless steel A2-70	
9	Cover gasket	1	EPDM	
10	Seat	1	Brass Cu Zn39Pb3	

Note: available in reinforced version (please contact us)

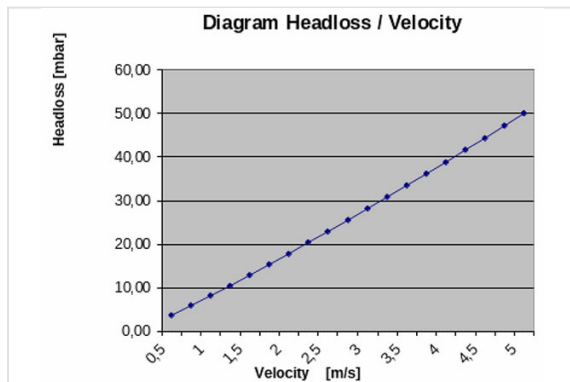
Particularities

Obturator

The obturator moulded in EPDM is fixed with elastic connection on the articulation axis ; it lies on the inclined seat, folded in the body.

The low inertia of the obturator and the elastomer contact on bronze give that check valve a rapid and silent functioning.

Hydraulic characteristics



Performances

Maximal flowing speed recommended: 4 m /s

Headloss

$$Q = K_v \cdot \sqrt{\Delta p}$$

DN	40	50	60	65	80	100	125	150	200	250	300
kV	101	158	267	267	404	632	987	1422	2530	3950	5700

Conformity to Standards

- Length between flanges: NF EN 558-1 Série 48 - ISO 5752 série 48
- Drilling template of flanges: NF EN 1092-2 - ISO 7005-2
- Tightness-external/internal: NF EN 1074-3
- Tightness 24 bars (NFE 29311)
- Tightness of the obturator to a counter-pressure of 17,6 bars (NFE 29311)
- Tightness low pressure of the obturator to a minimum pressure of 0,15 bar (0,5 bar fixed to the Standard)

The components in contact with drinking water have alimentary certificates. EPDM has W270 quality with KTW and WRAS certification and epoxy Resicoat coating too.

Marking



According to **EN19**.

On the body (foundry):

- Material for body (JS 1030)
- DN / PN
- Direction for the fluid
- Reference to EN 1074-3
- Mark production

on the label: see the label

Installation, operating, maintenance

The check valve can be set up horizontally, or vertically flowing direction to the top, respecting the set up direction (indicated by the direction sign).

The set up on pipe is made with a dismantling joint and tightness joints flange/flange.

The covering cap, located on the upper part, allows to check the state of the obturator, may be to replace it without any removal of the body.

The information on this sketch is, to the best of our knowledge correct at the time of printing. However Saint-Gobain are constantly looking at ways of improving their products and services therefore reserve the right to change without prior notice, any of the data shown. Any orders placed will be subject to our Standard Conditions of Sale, available on request.