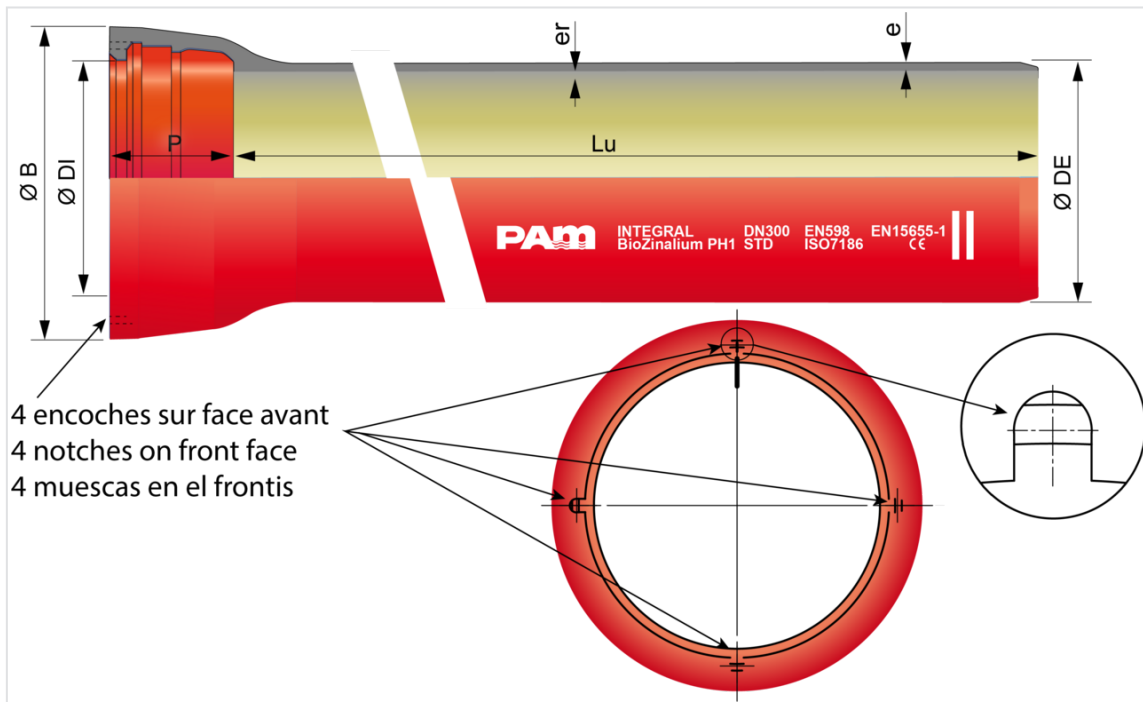


INTEGRAL PH1 BioZinalium pipes with notches (CONTROL+) DN150 to 1000 with STANDARD socket

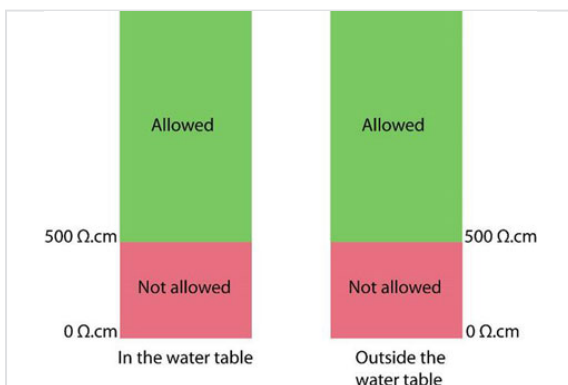


DN	Lu (m)	e (mm)	er (mm)	ØDE (mm)	ØDI (mm)	P (mm)	ØB (mm)	PFA	Mass (kg/m)	References
150	6.00	5	1.5	170	173.4	100.5	220.8	40 bar	20.18	TSB15S60VPV
200	6.00	5.1	1.5	222	225.2	106.5	275.1	40 bar	27.13	TSB20S60VPV
250	6.00	5.3	1.6	274	276.8	105.5	328.6	38 bar	34.92	TSB25S60VPV
300	6.00	5.6	1.6	326	328.8	107.5	385.3	35 bar	43.91	TSB30S60VPV
350	6.00	6	1.6	378	380.9	110.5	444	32 bar	54.40	TSB35S60VPV
400	6.00	6.3	1.6	429	431.9	112.5	494.6	30 bar	64.75	TSB40S60VPV
500	6.00	7	1.6	532	535	117.5	600.9	28 bar	89.47	TSB50S60VPV
600	6.00	7.7	1.6	635	638.1	132.5	712	26 bar	117.80	TSB60S60VPV

Legend:

- DN : nominal diameter
- Lu : laying length, in m
- e: thickness according to EN598 + A1 – August 2009, in mm
- er: thickness of the polyurethane, according to NF EN 15655 – March 2009, in mm
- ØDE : external nominal diameter of the barrel according to EN598 + A1 – August 2009, in mm
- ØDI : internal nominal diameter of the socket, in mm
- P : nominal depth of the socket, in mm
- ØB : nominal diameter of the socket, in mm
- Mass : total mass per meter (including polyurethane coating and socket), determined with the nominal thickness, in kg/m
- Reference : commercial reference Saint-Gobain PAM

Field of use:



- Separate sewer system and combined sewer system
- Application: gravity flow and rising main sewerage systems
- Type of effluent: domestic wastewater and rainwater
- Perfectly watertight
- For effluents between pH1 and pH13
- For the soils with $6 < \text{pH} < 9$
- Majority of the soils, except the acid peaty and polluted soils
- Suitable for clay soils
- Resistivity of the soils:

Main characteristics:

- External coating ^{BiO}Zinalium: a layer of zinc-aluminium alloy enriched with copper Zn85Al15 (Cu), with surface density of 400 g/m² covered with a protective red (RAL 3011) layer AQUACOAT 80 µm (mini average), without VOC and without BPA.
- Internal lining: polyurethane
- Spigot and socket coating: reinforced red epoxy paint 300 microns (mini average)
- SUREJOINT Standard Gasket in Nitrile
- EN 598 / EN 15655 / CE Marking
- NF Mark
- Declaration of performances [DoP-INTEGRAL005EN](#)
- Designed in accordance with applicable regulations:
 - NF EN 476: general stipulations regarding components used in systems
 - NF EN 752: design of sewerage projects
 - NF EN 1610: acceptance of structures

Fitting a SUREJOINT gasket



When installing the SUREJOINT STANDARD Gasket:

- Bend manually the joint to form a hart, having the connecting nozzle opposite of your hands.
- Begin the gasket positioning in the socket groove by introducing the nozzle in a notch of the pipe front face.
- Choose one notch on the upper section of pipe, in order that the nozzle remains accessible when in the trench.
- Continue the joint installation as usual with Standard one.

[User guide: Standard Gasket SUREJOINT Testing device](#)

SUREJOINT quality check

The use of SUREJOINT Standard gasket, with the SUREJOINT Integral pipe, gives an immediate opportunity to check the integrity of the joint during installation. The check can detect any major defects during the jointing of the pipe, allowing any remedial work to be carried out straight away.

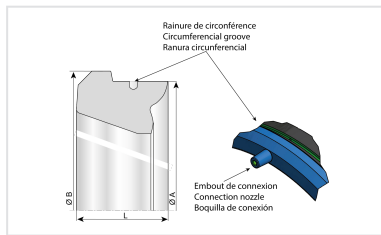
Checking of the joint is made by using the SUREJOINT testing device.

For full instructions of how to use SUREJOINT please refer to the Installation manual.

Linked products



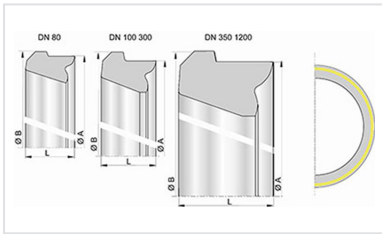
Kit Standard INTEGRAL pH1
Pipe with notches +
Standard SUREJOINT
(CONTROL+) Gasket




Gasket STANDARD rubber
water NBR SUREJOINT
(CONTROL+) equipped with
valve



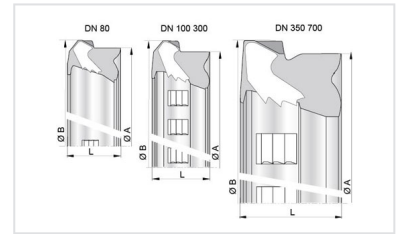
Kit Standard INTEGRAL pH1
Pipe with notches +
Standard Gasket



Nitrile STD Gasket
DN80-2000



Kit Standard INTEGRAL pH1
Pipe with notches +
Standard Vi Gasket



Gasket ViLoK® (NBR STD
Vi) DN80-700



Lubricating paste -
BLUPAM



Lubricating paste -
NATURAL, INTEGRAL, and
PLUVIAL ranges

The information on this sketch is, to the best of our knowledge correct at the time of printing. However Saint-Gobain are constantly looking at ways of improving their products and services therefore reserve the right to change without prior notice, any of the data shown. Any orders placed will be subject to our Standard Conditions of Sale, available on request.