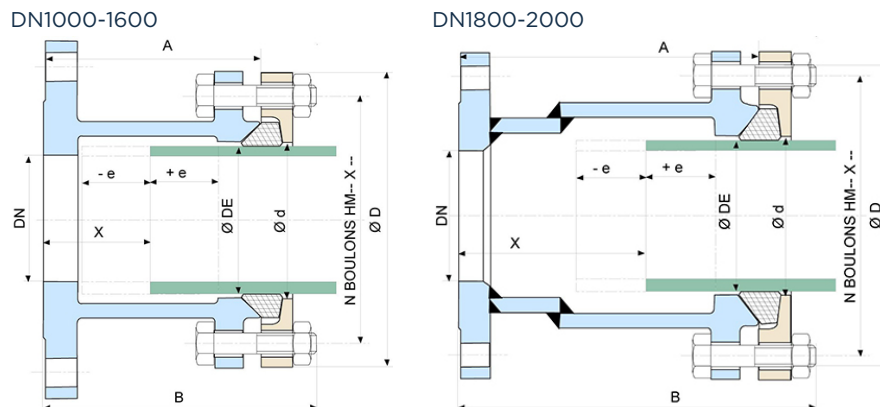


## QUICK GS PFA10 DN1000-2000



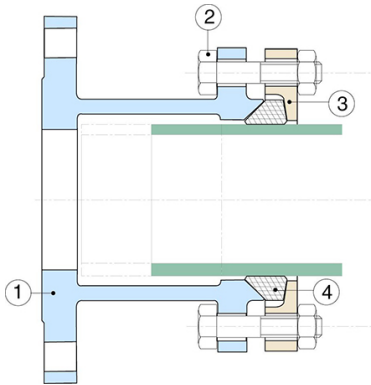
DN flange (mm)	ØDE (mm)	ØDE mini (mm)	ØDE maxi (mm)	DE tolerance (mm)	A (mm)	B (mm)	D (mm)	X (mm)	d (mm)	Number of bolts	Bolts	Mass (kg)	References
1000	1048	1041	1050	+2/-7	300	355	1195	95	1056	14	M20x90	236.00	160774
1100	1151	1144	1153	+2/-7	300	365	1300	95	1160	16	M20x100	274.00	163792
1200	1255	1247.5	1258	+3/-7.5	300	365	1410	95	1265	16	M24x100	345.00	163797
1400	1462	1454.5	1465	+3/-7.5	300	365	1640	190	1472	22	M24x120	440.00	171705
1500	1565	1557	1567.5	+2.5/-8	300	365	1740	105	1575	18	M27x120	484.00	163817
1600	1668	1660	1670.5	+2.5/-8	300	365	1830	105	1680	20	M27x120	572.00	163824
1800	1875	1866.5	1877	+2/-8.5	300	375	2075	170	1885	22	M27x120	750.00	160793
2000	2082	2072.5	2083	+1/-9.5	350	425	2290	185	2092	24	M27x120	1125.00	160796



## Installation

- DE margin for assembly pipe: see table Dimensions DE  $\pm$  (margin for not ovalized pipe). Check than the pipe, to input in the Quick, is not ovalized more than 3mm and that the DE dimension with ovalization is not out of the margin. If not it is necessary to proceed re-rounding pipe (see catalogue WATER MAINS for DUCTILE IRON PIPES and FITTINGS)
- Possible adjustment: dimension X  $\pm$ e (50mm DN 300-2000)
- Angular deflection in degree + or - 2 degrees
- Flanges: dimensions in conformity with ISO 7005-2, ISO 2531, EN 1092-2.

## Assembly and start up



### Description

The flange adaptor type PV allows the connection between a flange and a spigot

An adjustment of the pipe length is possible in the adjustment area ( $\pm$ e).

During the fitment of the pipe (measurement X) in central position the flange adaptor enables an angle of 4°.

### Transport

The transport of the pieces must be done professionally in order to avoid damages on the material.

### Storing

The flange adaptors must be protected from bad weather and pollution. During a long storage period a protection against UV is necessary.

### Assembling in the pipe network

It is necessary to control that the flanges to be connected are clean and not damaged. The pipe to be connected must be perfectly round.

### Assembly

- Implementation of the connection (screws and flat tightening seals to be supplied on site).
- Unscrew the nuts (2) and remove the counterflange (3) and the tightening seal (4).
- Write the measurement X on the spigot of the pipe.
- Slide the counterflange (3) and the tightening seal (4) on the spigot of the pipe.

- Slide the pipe right into the flange adaptor. If possible it would be necessary to make the assembly in average position.
- Slide the tightening seal (4) and the counterflange (3) against the body (1).
- Connect the body (1) and the counterflange (3) with the nuts (2) tightening them in cross.
- The flange adaptor is then ready for operation.

DN	Type PV PN10	Type PV PN16	Type PV PN25	Adjustment $\pm e$
mm	Measurement X (mm)	Measurement X (mm)	Measurement X (mm)	mm
80	70	70	75	40
100	70	70	75	40
125	70	70	75	40
150	70	70	75	40
200	70	70	75	40
250	90	90	90	50
300	90	90	110	50
350	90	90	105	50
400	90	90	105	50
450	90	90	105	50
500	90	90	105	50
600	80	90	100	50
700	80	90	100	50
800	90	90	130	50
900	90	170	115	50
1000	170	180	180	50
1200	170	180	170	50
1400	160	220	260	50
1600	150	210	260	50
1800	180	240	260	50
2000	180	240	260	50

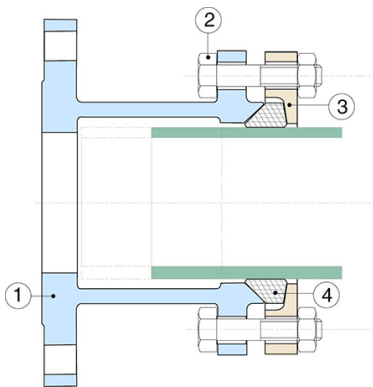
### Tightening torque

Nuts	Nm
M16	55 $\pm$ 4

## Tightening torque

Nuts	Nm
M20	110 ±10
M24	190 ±10
M27	280 ±15
M30	380 ±20

## Material and coatings



Item	Description	Material	Coating
1	Body	Steel EN 10025 S235JRG2	Blue epoxy powder 250 microns average thickness with a minimum of 200 microns, conforming to EN 14901-1 (PECB)
2	Bolts, Washers	Steel EN 10025 S235JRG2 or S335J2G3 Class 6/8	Zinc
3	Counterflange	Steel EN 10025 S235JRG2	Blue epoxy powder 250 microns average thickness with a minimum of 200 microns, conforming to EN 14901-1 (PECB)
4	Sealing Ring	Elastomer type EPDM	

The information on this sketch is, to the best of our knowledge correct at the time of printing. However Saint-Gobain are constantly looking at ways of improving their products and services therefore reserve the right to change without prior notice, any of the data shown. Any orders placed will be subject to our Standard Conditions of Sale, available on request.