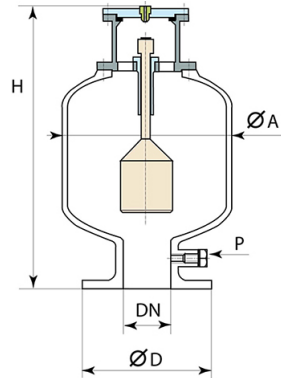


Single function air valve low flow 2,2m³/h and 5m³/h



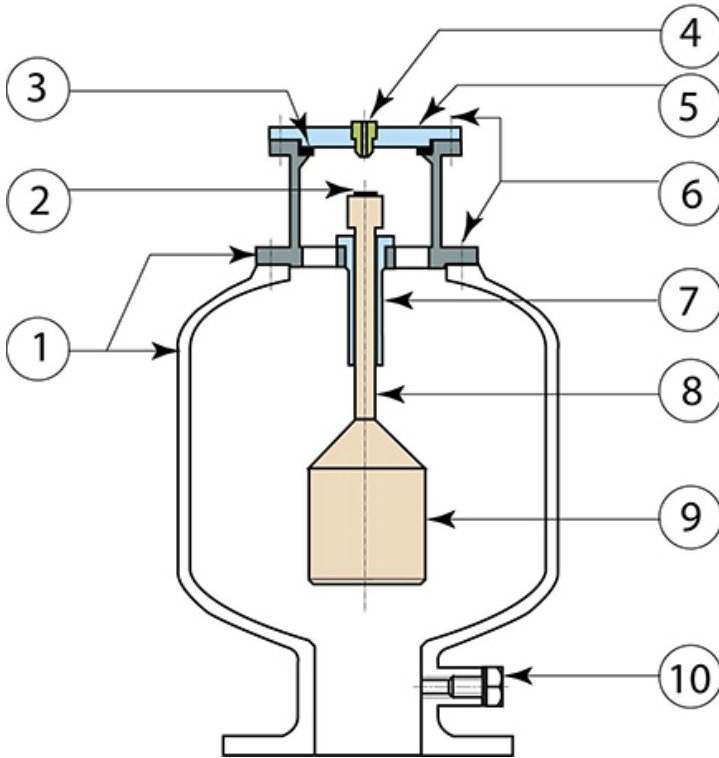
The single function low flow sewage air valve (5 M3/h) is available in DN80. Maximal service pressure 16 bar. Flange ISO PN10.

- The air valve protects the pipeline by the air extraction in the pipelines high points.
- The valve body, in mechanically-welded steel, is protected by oven-baked epoxy-resin thickness 200 microns. The mobile clapper/float assembly is entirely made from plastic material, neutral to any corrosive aggression by the waste water.
- The use of sewage air valves is economic for the pipeline installation. By using air valves, the pipeline can follow the ground relief and avoid the cost of the necessary construction works to follow a regular pipeline profile.

DN (mm)	Flow rate (l/s)	A (mm)	H (mm)	D (mm)	Mass (kg)	References
50-60-65	2.2	220	505	185	20.00	245387
80	2.2	274	605	200	28.00	RCA80EPBF
100	2.2	274	605	220	35.00	RCB10EPBF
150	5	356	750	285	45.00	*
200	5	356	970	340	60.00	*

P= Nozzle 3/4 inch - (*) consult us

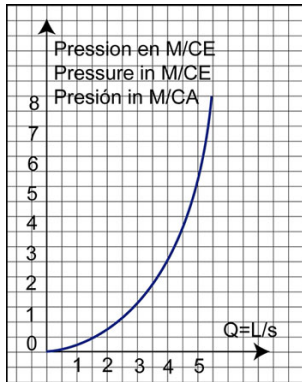
Material and coating



Item	Designation	Material	Coating
1	Body	A40 Steel	Epoxy 250 microns
2	Gasket	Polyurethane	
3	Gasket	Polyurethane	
4	Nozzle	18/8 stainless steel	
5	Bonnet	A40 steel	Epoxy 250 microns
6	Bolts	Stainless steel	
7	Stem guide	PVC	
8	Ball floats stem	Polyethylene	
9	Ball floats	Polyethylene	
10	Draining plug	Zinc coated steel	

Check valve option

When the user doesn't want air entry, a check valve can be adapted on the air outlet (on request).



Drawing flow/pressure

Marking


**VENTOUSE ASSAINISSEMENT
SIMPLE FONCTION PETIT DEBIT**

5 m³ / h

DN N°

PFA DATE

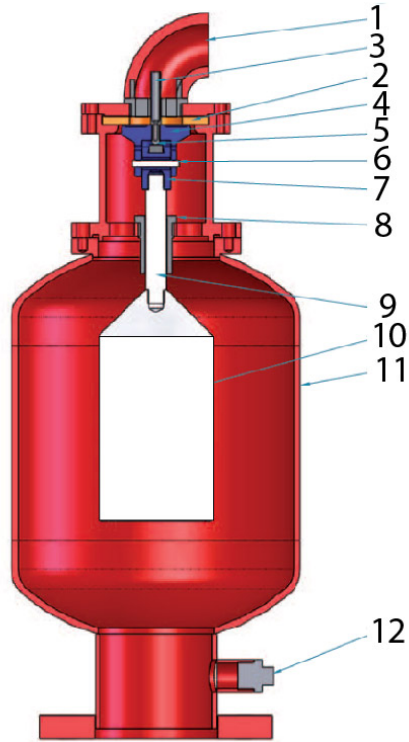
355



The label indicates the hydraulic characteristics and the manufacturing code

Installation, put into service, maintenance

- The manhole must be ventilated.
- The sewage air valve is installed in vertical position on a shut-off valve to operate on the air valve without disturbing the pipeline.
- Draining by a ¾ inch outlet.
- For the maintenance or the rinsing, the complete mobile set can be extracted by the dismantling superior part (no need to dismount the air valve).



The information on this sketch is, to the best of our knowledge correct at the time of printing. However Saint-Gobain are constantly looking at ways of improving their products and services therefore reserve the right to change without prior notice, any of the data shown. Any orders placed will be subject to our Standard Conditions of Sale, available on request.