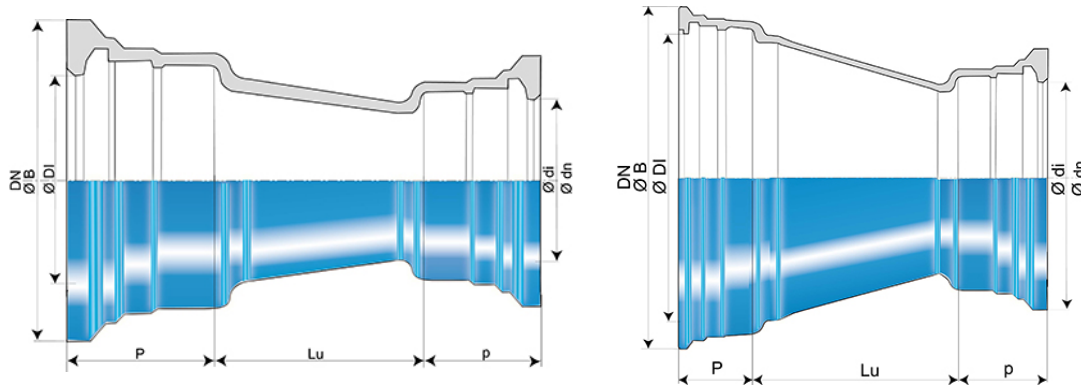


Taper PROCESS FM with 2 sockets STANDARD



Ductile iron networks for fire protection

DN (mm)	Ødn (mm)	Lu (mm)	P (mm)	ØDI (mm)	ØB (mm)	p (mm)	Ødi (mm)	Mass (kg)	References
150	100	130	94	173.4	241	88	121.4	11.10	SSB15VEOFTTF
200	100	230	100	225.5	294	88	121.4	17.30	SSB20VEOFTTF
200	150	125	100	225.5	294	94	173.4	16.70	SSB20VEOJTTF
250	150	225	105	277.3	351	94	173.4	23.20	SSB25VEOJTTF
300	200	222	110	329.3	408.3	100	225.5	32.00	SSB30VEOKTTF
300	250	123	110	329.3	408.3	105	277.3	30.50	SSB30VEOLTTF
400	250	335	112	432.4	515.3	105	277.3	65.00	SSB40VEOLTTF

Field of use:


- Any fire protection networks, restrained or not, buried
- Installation in any industrial sites or other works of civil engineering

Main characteristics:

- Pressure strength: tests according to FM Approval CN1610 (see label below)
- Internal and external coating: blue Epoxy Powder 250µm (PECB)
- FM Approval (Factory Mutual System)

Marking :


- The indicated values indicate the pressure tests with or without restraining.
- The certification tests FM are realized according to the FM approvals Class number 1610 (September 2006) referential.
- Marking on high durability engraved laser acrylate label.



DN100



DN150



DN200-300



DN400

The information on this sketch is, to the best of our knowledge correct at the time of printing. However Saint-Gobain are constantly looking at ways of improving their products and services therefore reserve the right to change without prior notice, any of the data shown. Any orders placed will be subject to our Standard Conditions of Sale, available on request.