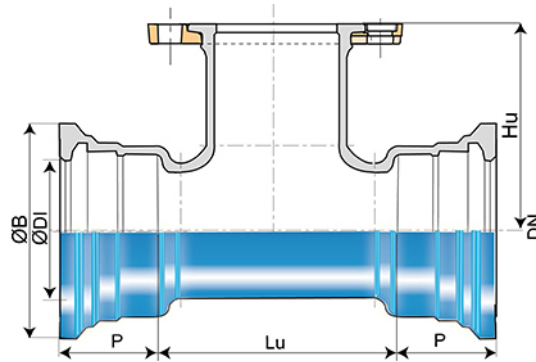


Tee PROCESS FM with 2 sockets STANDARD and Rotatable Flange branch PN25



Ductile iron networks for fire protection

DN (mm)	Ødn (mm)	Lu (mm)	Hu (mm)	P (mm)	ØDI (mm)	ØB (mm)	Mass (kg)	References
100	100	210	180	88	121.4	187.5	17.00	SSB10UD3FTTF
150	100	190	215	94	173.4	241	21.90	SSB15UD3FTTF
150	150	305	220	94	173.4	241	30.50	SSB15UD3JTTF
200	100	195	245	100	225.5	294	29.60	SSB20UD3FTTF
250	150	251	280	105	277.3	351	41.60	SSB25UD3JTTF
300	200	347	320	110	329.3	408.3	77.10	SSB30UD3KTTF
400	200	315	380	112	432.4	515.3	106.40	SSB40UD3KTTF
400	250	429	390	112	432.4	515.3	127.50	SSB40UD3LTTF
400	400	545	420	112	432.4	515.3	175.00	SSB40UD3NTTF

Field of use:

- Any fire protection networks, restrained or not, buried
- Installation in any industrial sites or other works of civil engineering

Main characteristics:

- Pressure strength: tests according to FM Approval CN1610 (see label below)
- Internal and external coating: blue Epoxy Powder 250µm (PECB)
- FM Approval (Factory Mutual System)

Marking


- The indicated values indicate the pressure tests with or without restraining.
- The certification tests FM are realized according to the FM approvals Class number 1610 (September 2006) referential.
- Marking on high durability engraved laser acrylate label.



DN100




DN150



DN200



DN250-300



DN400

The information on this sketch is, to the best of our knowledge correct at the time of printing. However Saint-Gobain are constantly looking at ways of improving their products and services therefore reserve the right to change without prior notice, any of the data shown. Any orders placed will be subject to our Standard Conditions of Sale, available on request.