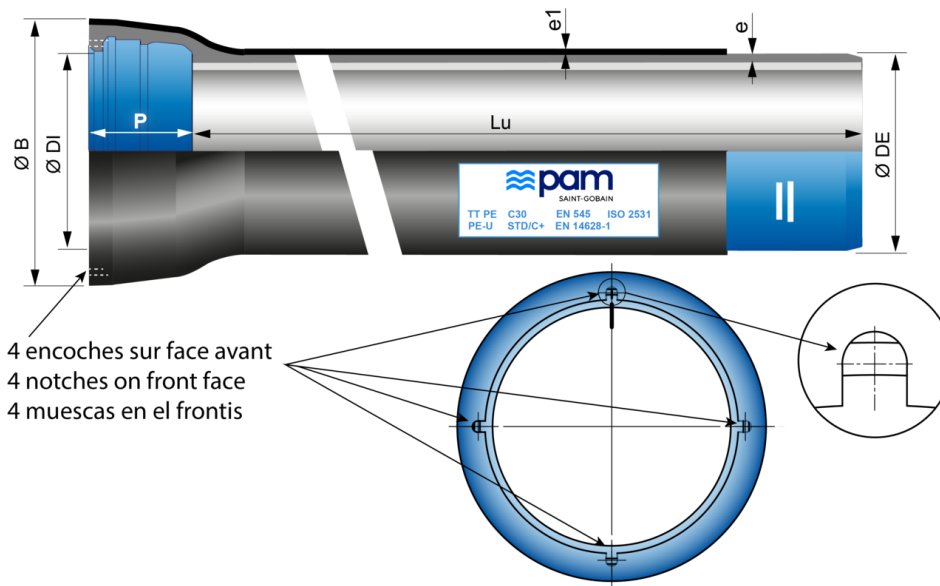


TT PE pipes with notches (CONTROL+) DN150 to 600 with STANDARD gasket (preferred pressure classes)



DN	Lu (m)	Class	e (mm)	e1 (mm)	ØDE (mm)	ØDI (mm)	P (mm)	ØB (mm)	Mass (kg/m)	References
150	6.00	C40	4.5	2	170	173.4	100.5	222	23.00	SSB15Q60AGV
200	6.00	C40	4.7	2	222	225.2	106.5	279	31.40	SSB20Q60AGV
250	6.00	C40	5.5	2	274	276.8	105.5	334	43.80	SSB25Q60AGV
300	6.00	C40	6.2	2.2	326	328.8	107.5	392	57.40	SSB30F60AGV
350	6.00	C30	6.4	2.2	378	380.9	110.5	446	72.50	SSB35G60AGV
400	6.00	C30	6.5	2.2	429	431.9	112.5	494.6	83.50	SSB40G60AGV
450	6.00	C30	6.9	2.2	480	483	115.5	554	97.80	SSB45G60AGV
500	6.00	C30	7.5	2.5	532	535	117.5	608.6	117.10	SSB50G60AGV
600	6.00	C30	8.7	2.5	635	638.1	132.5	718	155.40	SSB60G60AGV

Legend:

- DN: nominal diameter
- Lu: laying length, in m
- Class: pressure class according to EN 545 and ISO 2531
- e: nominal thickness according to ISO 2531, in mm
- e1: thickness of polyethylene according to EN 14628-1
- ØDE: external nominal diameter of the barrel according to EN 545 and ISO 2531, in mm

- ØDI: internal nominal diameter of the socket, in mm
- P: nominal depth of the socket, in mm
- ØB: nominal diameter of the socket, in mm
- Mass: total mass per metre (including cement coating and socket), determined with the nominal thickness, in kg/m
- Reference: commercial reference Saint-Gobain PAM
- Marking sticker can be different depending on DN

Field of use:


- **Soils characteristics:**
Ductile iron pipes coated with TT PE may be buried in contact with a large number of soils, normal and highly corrosive soils (low resistivity soil, mixed soils, polluted soils...), also in soils with occurrence of stray currents. Please refer to the informative annex D of EN545.
- **Water characteristics:**
Ductile iron pipelines supplied with lining sulfate resisting blast furnace cement mortar may be used to convey all types of water intended for human consumption in conformity with the Directive 98/83/EC. For other types of water, the limits of use are as given in below Table. Please refer to the informative annex E of EN545.

	Minimum value	Maximum value			
Parameter	pH	CO2 aggressive	Sulphate	Magnesium	Ammonium
Unit	-	mg/l	mg/l	mg/l	mg/l
Value	5,5	15	3000	500	30

Main characteristics:

- Pressure class in conformity with Standard EN 545-2010 and ISO 2531-2009
- External coating with 2 barriers, in accordance with EN14628-1:2020 (option PE-G):
 - Back barrier: a metallic layer of ZnAl(Cu) 85/15 alloy (mini surface density 400 g/m²) applied by spraying molten metal on to the surface of the ductile iron + finishing acrylic layer (Aquacoat)
 - Front barrier: a continuous thick organic layer of extruded PE + hot melt adhesive layer applied on the back barrier, standard thickness according to DN (table 2 of EN14628-1)
- Internal coating: sulfate resisting blast furnace cement mortar
- Standard joint SUREJOINT in alimentary elastomer EPDM (ACS, KTW, WRAS,...)
- Restraining possible with STD Vi joint (without bolts)

Fitting a SUREJOINT gasket



When installing the SUREJOINT STANDARD Gasket:

- Bend manually the joint to form a hart, having the connecting nozzle opposite of your hands.
- Begin the gasket positioning in the socket groove by introducing the nozzle in a notch of the pipe front face.
- Choose one notch on the upper section of pipe, in order that the nozzle remains accessible when in the trench.
- Continue the joint installation as usual with Standard one.

[User guide - Standard Gasket CONTROL+ Testing Device](#)


SUREJOINT quality check

The use of SUREJOINT Standard gasket, with the SUREJOINT Natural pipe, gives an immediate opportunity to check the integrity of the joint during installation. The check can detect any major defects during the jointing of the pipe, allowing any remedial work to be carried out straight away.

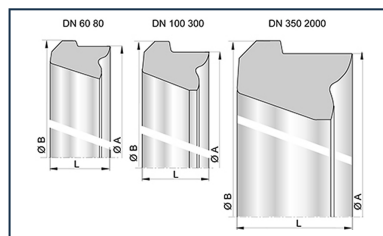
Checking of the joint is made by using the SUREJOINT testing device.

For full instructions of how to use SUREJOINT please refer to the Installation manual.

Linked products



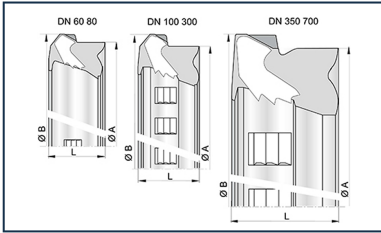
Kit Standard TT PE Pipe with notches + Standard Gasket




Standard gasket for Pipes and Fittings DN60-2000



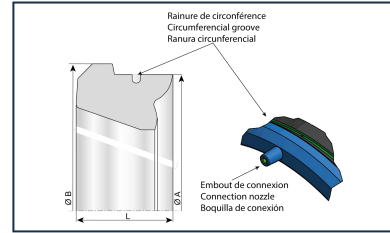
Kit Standard TT PE Pipe with notches + Standard Vi Gasket



STD Vi gasket for Pipes and Fittings DN60-700



Kit Standard TT PE Pipe with notches + Standard SUREJOINT (CONTROL+) Gasket




Gasket STANDARD rubber water EPDM SUREJOINT (CONTROL+) equipped with valve



Lubricating paste - BLUPAM



Lubricating paste - NATURAL, INTEGRAL, and PLUVIAL ranges



Assembly of the aluminium sleeve on TT pipes

The information on this sketch is, to the best of our knowledge correct at the time of printing. However Saint-Gobain are constantly looking at ways of improving their products and services therefore reserve the right to change without prior notice, any of the data shown. Any orders placed will be subject to our Standard Conditions of Sale, available on request.