
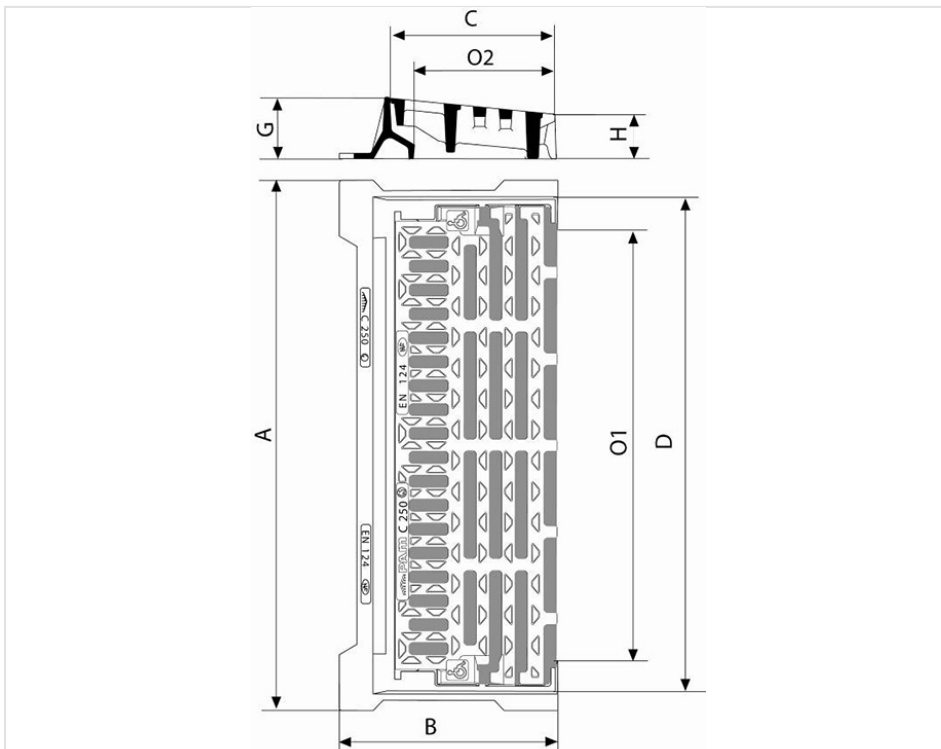


Kerb grating SELECTA - C250 class - Flat grating – Frame without studs inlet support



AxB (mm)	CxD (mm)	O1xO2 (mm)	G (mm)	H (mm)	Total Mass (kg)	Grating mass (kg)	Waterway area	Packaging	References
800x320	745x250	650x200	90	65	34.50	22	6.10 dm ²	20	ECSE80PFX31

Width holes: 18 to 20 mm - Length holes: 55 to 165 mm





Material and coating:

- Frame and grating in Ductile Iron EN GJS 400-15: water base


Field of application:

- C250 class (Group 3) according to standard EN 124-2, destined to the circulated pavements and similar locations exposed to the access of vehicles.
- Channelled punctual collection in combination with an inlet or a cover plate.
- Conform to the legislation concerning the progression of the people with reduced mobility.

Main characteristics:

- Automatic locking by spring bar
- Simple assembly and fast disassembling
- Protection against theft, cannot be dismantled without tool
- Anti-skid surface designed to optimize water absorption
- [Implementation](#)

Linked products



Gratings SELECTA C250 - Implementation

The information on this sketch is, to the best of our knowledge correct at the time of printing. However Saint-Gobain are constantly looking at ways of improving their products and services therefore reserve the right to change without prior notice, any of the data shown. Any orders placed will be subject to our Standard Conditions of Sale, available on request.