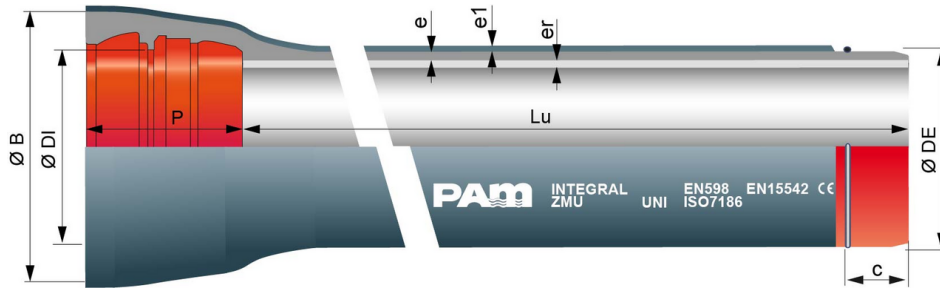


INTEGRAL ZMU pipes DN150 to 1200 with UNIVERSAL STANDARD socket + Weld bead Ve

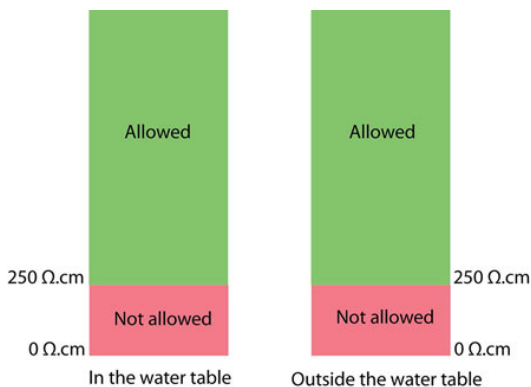


DN	Lu (m)	e (mm)	er (mm)	e1 (mm)	ØDE (mm)	ØDI (mm)	P (mm)	ØB (mm)	Bead position c (mm)	Mass (kg/m)	PFA	References
150	5.97	6.2	4	5	170	173.4	148	230	95	34.40	60 bar	246048
200	5.97	6.5	4	5	222	225.2	155	290	100	47.10	52 bar	211864
250	5.97	6.8	4	5	274	276.8	166	350	110	60.90	46 bar	211865
300	5.97	7.4	4	5	326	328.8	180	408	115	77.70	41 bar	246049
350	5.97	7.7	5	5	378	380.9	184	463	115	95.30	38 bar	246050
400	5.97	8.1	5	5	429	431.9	176	510	113	111.60	35 bar	239806
450	5.97	8.6	5	5	480	483	190	570	120	132.30	32 bar	209085
500	5.97	9.3	5	5	532	535	200	625	125	155.90	30 bar	246061
600	5.97	10.9	5	5	635	638.2	209	740	135	208.20	30 bar	184917
700	6.90	10.8	6	5	738	741.7	250	855	158	249.50	27 bar	DFB70N70B4
800	6.90	11.7	6	5	842	845.8	261	980	150	305.00	25 bar	DFB80N70B4
900	6.90	12.6	6	5	945	948.9	280	1087	155	369.30	25 bar	DFB90N70B4
1000	6.90	13.5	6	5	1048	1052	279.5	1191	165	426.30	25 bar	DFC10N70B4
1200	6.88	15.3	6	5	1255	1260	279.5	1415	170	572.70	20 bar	DFC12H70B4

Legend:

- DN: nominal diameter
- Lu: laying length, in m
- e: thickness according to EN598 + A1 – August 2009, in mm
- er: thickness of the cement mortar, in mm
- e1: external thickness of ZMU coating, in mm (cement mortar with acrylic fibers and resin)
- ØDE: external nominal diameter of the barrel according to EN598 + A1 – August 2009, in mm
- ØDI: internal nominal diameter of the socket, in mm
- P: nominal depth of the socket, in mm
- ØB: nominal diameter of the socket, in mm
- c: weld bead position, in mm
- Mass: total mass per meter (including cement coating and socket), determined with the nominal thickness, in kg/m
- Reference: commercial reference Saint-Gobain PAM

Field of use:

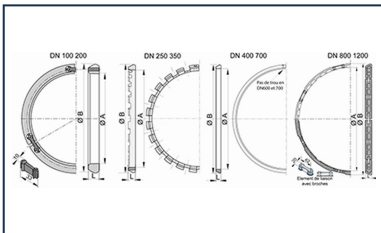


- Separate sewer system and combined sewer system
- Application: gravity flow and rising main sewerage systems
- Type of effluent: domestic wastewater and rainwater
- Perfectly watertight
- For effluents between pH4 and pH12
- Type of soils : traditional or trenchless pipe laying (DIREXIONAL)
- For most of the soils, including rocky soils, those pipes can be laid with the native soils backfill.
- Resistivity of the soils: see drawing

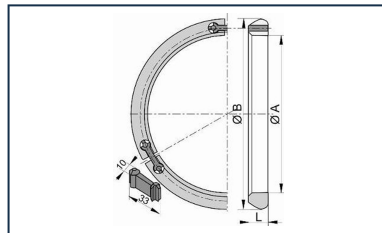
Main characteristics:

- External coating: a layer of zinc-aluminium alloy enriched with copper Zn85Al15 (Cu), with surface density of 400 g/m² covered with a protective red (RAL 3011) layer AQUACOAT 80 µm (mini average), without VOC and without BPA + grey cement mortar ZMU with polymeric additiv and reinforced with PE fibers
- Internal lining: aluminous cement mortar CAL
- Socket coating: zinc rich paint 40 µm or zinc-aluminium 200 g/m² + red AQUACOAT 160 µm (mini average)
- Spigot coating: zinc-aluminium (Cu) 400 g/m² + red AQUACOAT 160 µm (mini average)
- Standard Gasket in Nitrile, EN 681-1, WG type
- EN 598 / CE Marking
- Declaration of performances [DoP-INTEGRAL005EN](#)
- Designed in accordance with applicable regulations:
 - NF EN 476: general stipulations regarding components used in systems
 - NF EN 752: design of sewerage projects
 - NF EN 1610: acceptance of structures

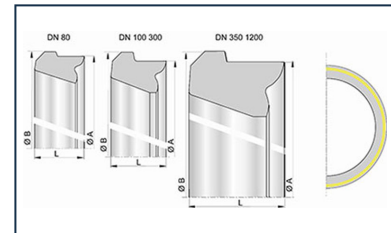
Linked products



UNI STD Ve joint for
INTEGRAL® Pipes and
Fittings DN100-1600



Locking Ring for UNI Ve
joint DN80-1800



Nitrile STD Gasket
DN80-2000



Lubricating paste -
BLUPAM



Lubricating paste -
NATURAL, INTEGRAL,
and PLUVIAL ranges

The information on this sketch is, to the best of our knowledge correct at the time of printing. However Saint-Gobain are constantly looking at ways of improving their products and services therefore reserve the right to change without prior notice, any of the data shown. Any orders placed will be subject to our Standard Conditions of Sale, available on request.