

## RFLEX - Coupling Smart Joint Large Tolerance anchored



The RFLEX range of multi-material, wide tolerance flange sleeves guarantees sealing and tensile strength on all types of cast iron/steel pipes and PVC/PE pipes from DN50 to DN300 PN6 to PN16.

Very quick and easy to install, RFLEX allows independent adjustment of the locking and sealing mechanisms.

The independently adjustable C40 hardened steel pads ensure locking. The gap left between the screw and the pad guarantees optimal positioning of the pad on the pipe surface when tightening. The specific shape of the teeth allows for clamping, ensuring high tear resistance. The pad can be mounted and removed without damaging the coating. The possible angular deviation is  $\pm 4^\circ$ .

A RILSAN®11-coated ductile iron retention and anti-disengagement ring at each end increases tear resistance by guiding the pads and preventing them from rotating. It promotes better sealing by preventing the tie rods from rotating during tightening. It also protects the pads from external contamination.

The stainless steel tie rods connect the two parts of the sleeve. They compress the seals to achieve a perfect seal. The EPDM seals are truncated cones, which ensures optimal positioning on the pipe while allowing a tolerance of up to 26 mm on the outside diameter.

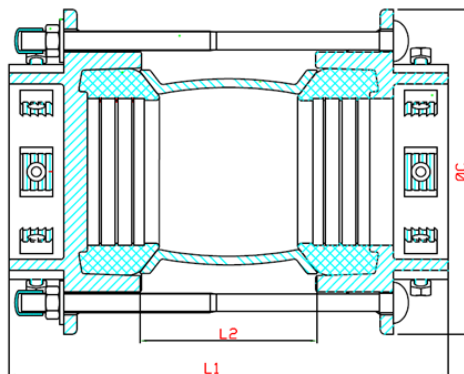
The part is coated with RILSAN 11, a high-performance biological polyamide made from renewable castor beans. This coating offers an exceptional level of versatility, safety, durability, and resistance to permeation.

- DN50 – DN300 (OD 58 mm to OD 327 mm)
- Grey & ductile cast iron, steel, PVC pressure\*, PE\*
- Drinking water and raw water
- RILSAN 11-coated GS cast iron body
- EPDM gasket
- A2 stainless steel tie rods
- C40 GEOMET hardened steel locking pads

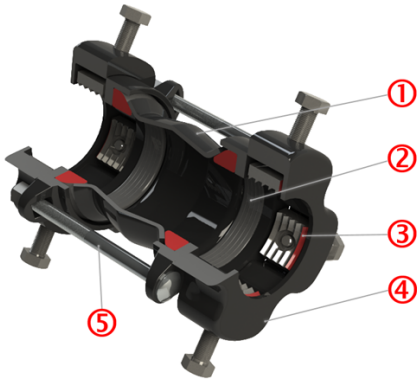
- Angular deflection  $\pm 4^\circ$ 
  - Mechanical locking
  - Hydraulic seal independent of mechanical locking

\* Use of a reinforcement ring is mandatory

DN	J Mini - Maxi	L1 (mm)	L2 (mm)	ØC (mm)	Number	X	Mass (kg)	References
50	58-74	240	102	170	4	12-40	8.04	MCX65SBAR1
50/65	68-84	240	102	190	4	12-40	8.82	MCX75SBAR1
80	84-105	240	102	210	4	12-40	11.10	MCX90SBAR1
100	99-118	240	102	223	4	12-40	12.30	MCY11SBAR1
100	109-133	240	102	244	4	12-40	12.62	MCY12SBAR1
125	133-157	240	102	265	4	12-40	14.00	MCY14SBAR1
150	157-182	260	118	295	4	12-40	17.74	MCY16SBAR1
150	177-201	260	118	315	4	12-40	17.92	MCY18SBAR1
200	194-215	260	118	322	4	12-40	17.70	MCY19SBAR1
200	218-242	280	140	354	4	12-50	21.34	MCY21SBAR1
225	242-268	280	140	403	6	12-50	27.88	MCY25SBAR1
250	266-291	300	162	405	6	12-60	39.86	MCY27SBAR1
300	302-327	330	162	440	6	12-60	44.50	MCY30SBAR1



## Product description



### 1- Central body

Central part made of GS cast iron coated with RILSAN®11. The conical ends ensure uniform compression of the seals without creep.

### 2- Seal

Truncated cone-shaped seal that fits perfectly between the connector body and the pipe.

### 3- Locking pad

Made of GEOMET-coated C40 hardened steel, it locks the pipe in place with high tear-out resistance thanks to the special profile of the teeth. The clearance between the screw and the pad ensures optimal positioning of the pad on the pipe surface when tightening. The pad can be mounted and removed without damaging the coating.

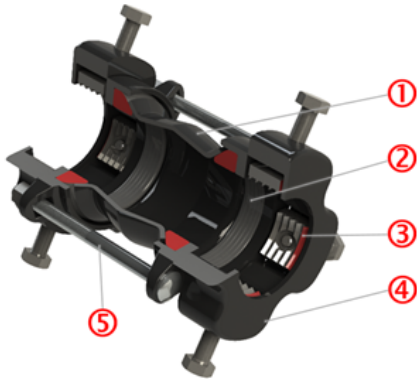
### 4- Retention and anti-disengagement ring

Made of RILSAN®11-coated GS cast iron, it optimizes tear resistance while preventing the tie rods from rotating during tightening. It also protects the pads.

### 5- Compression tie rod

Made of A2 stainless steel, it brings the flange and the fitting closer together to compress the seal and ensure the adapter is watertight.

## Material and coatings



Reference	Designation	Material	Coating
1	Central body	GS cast iron	RILSAN®11
2	Sealing gasket	EPDM	
3	Locking pad	C40 hardened steel - GEOMET screw	
4	Retention ring	GS cast iron	RILSAN®11
5	Tie rod	Stainless steel	

## Installation instructions

See our [Installation Instructions](#)

## Accessories



RFLEX - Reinforcement rings for PE and PVC pipes

*The information on this sketch is, to the best of our knowledge correct at the time of printing. However Saint-Gobain are constantly looking at ways of improving their products and services therefore reserve the right to change without prior notice, any of the data shown. Any orders placed will be subject to our Standard Conditions of Sale, available on request.*