

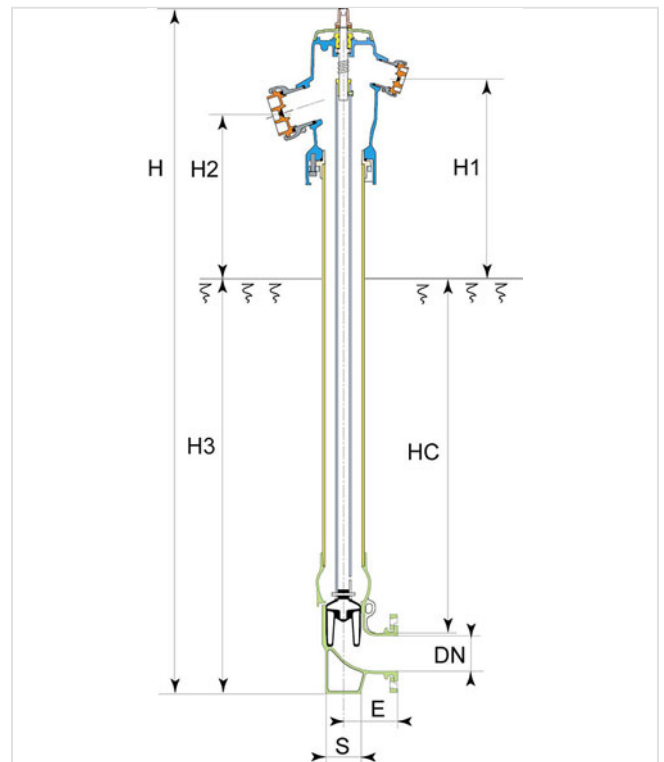
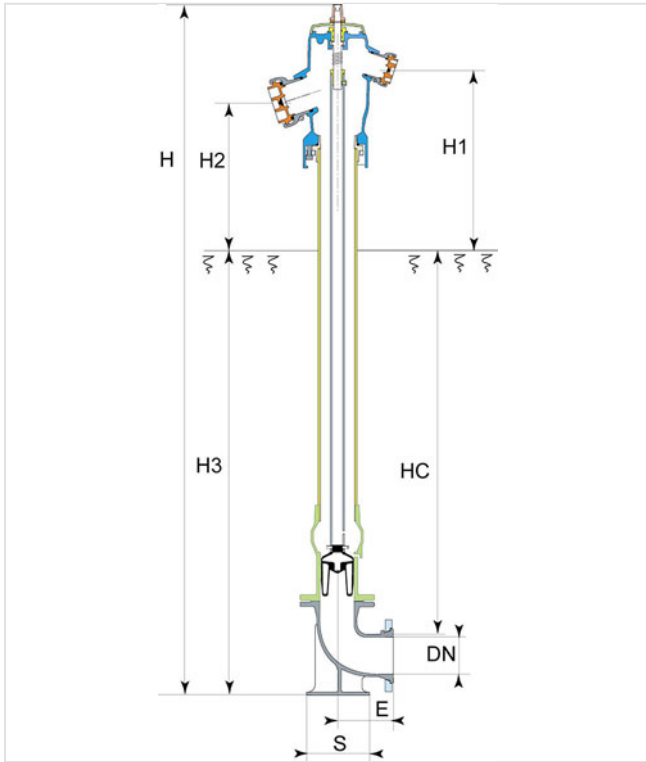
Fire hydrant C9+ Non Traffic DN80-100 - Symmetric outlets



- Operating square cap 30x30.
- Bended valve box or straight valve box
- Automatic drainage function
- Outlets: 2 symmetrical lateral outlets and 1 symmetrical frontal outlet or 1 symmetrical frontal outlet

DN (mm)	Version	Outlets	P=HC (mm)	H (mm)	H1 (mm)	H2 (mm)	H3 (mm)	E (mm)	S (mm)	Mass (kg)	References
80	Bended box	1xDN65	1000	1867		429	1151	123	95x80	70.00	RYA80DEBAC
80	Bended box	2xDN40 + 1xDN65	1000	1867	528	429	1151	123	95x80	70.00	RYA80DEBBC
80	Straight box	1xDN65	1250	2157		460	1410	165	180x180	92.00	RYA80DVCAC
80	Straight box	2xDN40 + 1xDN65	1250	2157	559	460	1410	165	180x180	92.00	RYA80DVCBC
100	Bended box	2xDN65 + 1xDN100	600	1513	556	450	762	152	100x90	55.00	181908
100	Straight box	2xDN65 + 1xDN100	1000	1940	555	450	1188	180	200x200	78.00	*
100	Straight box	2xDN65 + 1xDN100	1250	2185	555	450	1434	180	200x200	98.00	*
100	Bended box	2xDN65 + 1xDN100	1002	1921	555	450	1170	152	100x90	65.00	RYB10DEBCC

(*) consult us



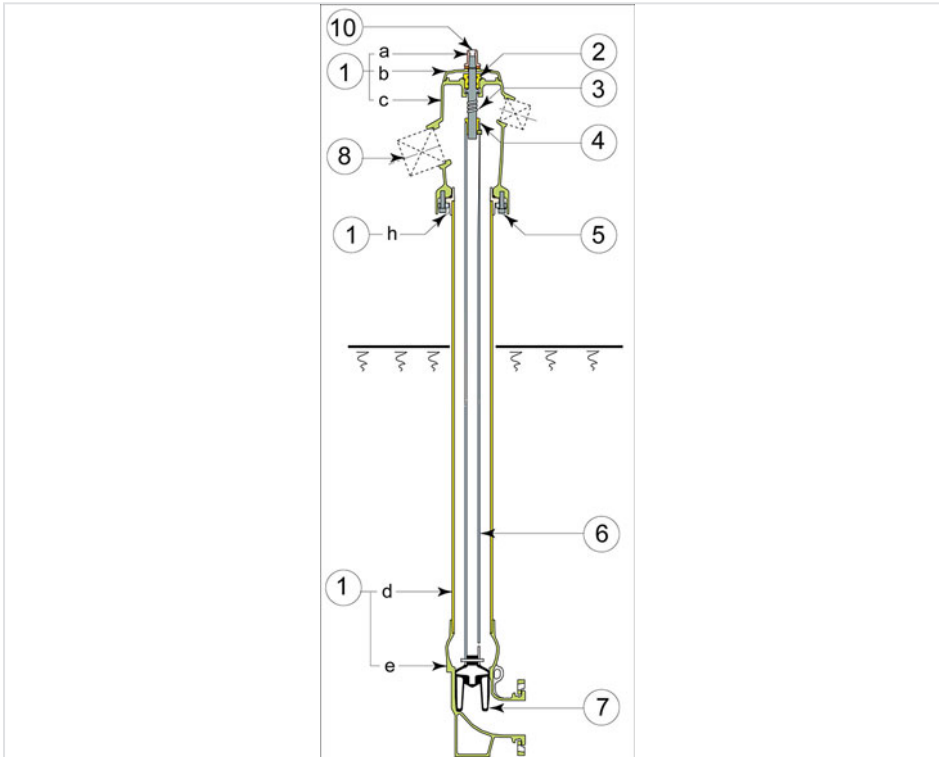
Field of use

Fire hydrants pillar or underground type are designed, according to applicable standards and regulations, for exclusive use of fire protection and using drinking water or raw water network.

They must be handled and used in strict compliance with the recommendations and best practice by personnel trained with these recommendations.

These devices must be inspected periodically (as required by regulations or recommended instructions) to verify and maintain their proper and safe operation.

Material and coating



Item	Designation	Material	Coating
1	1a -Operating cap	Ductile iron GS EN GJS 400-15 or 500-7 EN 1563	Dacromet + grey Polyurethane 20 µm
	1c -Upper body	Ductile iron GS EN GJS 400-15 or 500-7 EN 1563	Epoxy powder 250 µm + red Polyurethane 40 µm
	1d-Extension tube	Ductile iron GS EN GJS 400-15 or 500-7 EN 1563	Epoxy powder 250 µm + red Polyurethane 40 µm on 300 mm
	1e -Duck foot	Ductile iron GS EN GJS 400-15 or 500-7 EN 1563	Epoxy powder 250 µm
	1b- Cover	ABS	Red polyurethane paint
2	Upper and lower bush	Brass type Cu Zn 39 Pb 2EN 12164	
3	Operating stem	Steel type X20 Cr 13 EN 10088-3	
4	Operating nut	Brass type Cu Zn 40 Pb 2 EN 12164	
5	Fixing screw	Steel type CL 8/8	Dacromet
6	Operating rod	Steel type Tu 56 B	Galvanized
7	Valve	Ductile iron GS EN GJS 400-15 or 500-7 EN 1563	Encapsulated EPDM
8	Outlets	Depending on models	
10	Screw CHC M 8 x 25	Steel type CL 8/8	Bichromated zinc

Notice [NPPI 02 A](#)



The information on this sketch is, to the best of our knowledge correct at the time of printing. However Saint-Gobain are constantly looking at ways of improving their products and services therefore reserve the right to change without prior notice, any of the data shown. Any orders placed will be subject to our Standard Conditions of Sale, available on request.