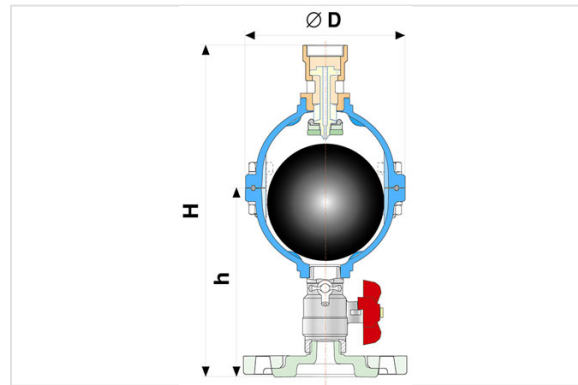


## Purgex DN60

Standard version (with large orifice nozzle)



PURGEX DN60 protects mains DN60 up to 200. The device evacuates great air amount during the filling of the main. Allows the inlet of great air amounts (in order to avoid a vacuum effect) during the emptying of the main.

For Pipes DN60 up to 350. Evacuates small air amounts that are accumulated in the high points of the main during normal working conditions.

DN flange (mm)	Version	DN	D (mm)	H (mm)	h (mm)	PN 10		PN 16		PN 25	
						Mass (kg)	References	Mass (kg)	References	Mass (kg)	References
60	Standard	60 Purgex mm	172	330	177	11.00	RCA60BUCH	11.00	RCA60BUCH	10.60	RCA60BUDH
65	Standard	60 Purgex mm	172	330	177	10.60	RCA65BUCH	10.60	RCA65BUCH	10.60	RCA65BUDH

### Nozzle diameter

Working pressure in bars	10	16	25
Diameter in mm	3	2.4	1.9

**Connecting flange:** ISO PN10/16 or ISO PN25 rotatable DN60 flange.

**Other flanges available:** DN65 ISO PN10/16 or ISO PN25 rotatable DN65 flange

## Material and coatings

Description	Material	Coating
Body and bonnet	Ductile Iron FGS 400/15 or 500-7	Epoxy powder: minimum 150 microns thickness
Ball float	EPDM rubber encapsulated Fe P04 steel type	
Half bodies o ring	Nitrile rubber	
Isolating cock	Chromium coated bronze rod	
Large orifice nozzle	Cu Zn 39 Pb2 bronze rod type	
Bolts	Zinc coated class 8-8 steel	inox A4

## Performances

Nozzle air flow: cConstant Flow from 1 bar (10MCE)

PFA bar	Ø nozzle mm	Flow m3/h
10	3	5
16	2,4	3,2
25	1,9	2

### Air flow large orifice (for pipes DN60-200):

Main Water emptying: for DN 200 with speed 1m/s

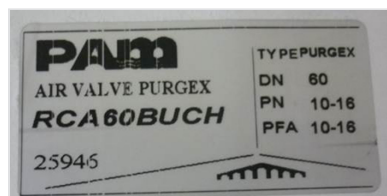
Main Air evacuate: 180 m3/h for a depressurise 0,3 bar

### Hydraulic

Small and large Orifice: external leakage

No leakage in low pressure from 0,3 bars

## Marking

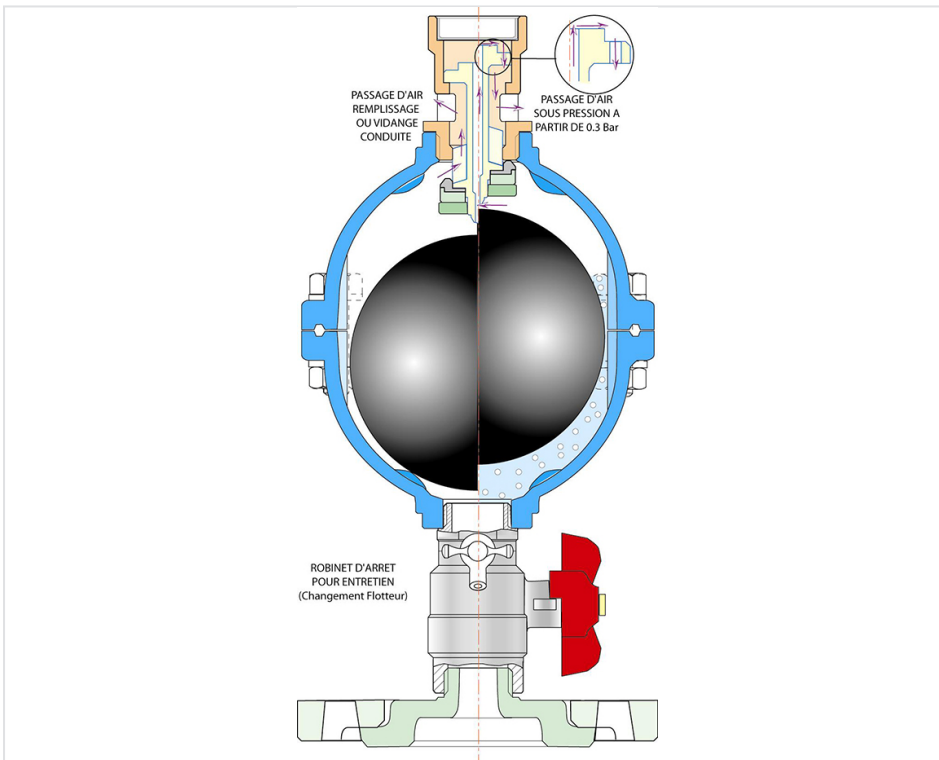


The marking of the valves manufactured by Saint-Gobain refers to the EN 1074-2 and EN 19 international standards.

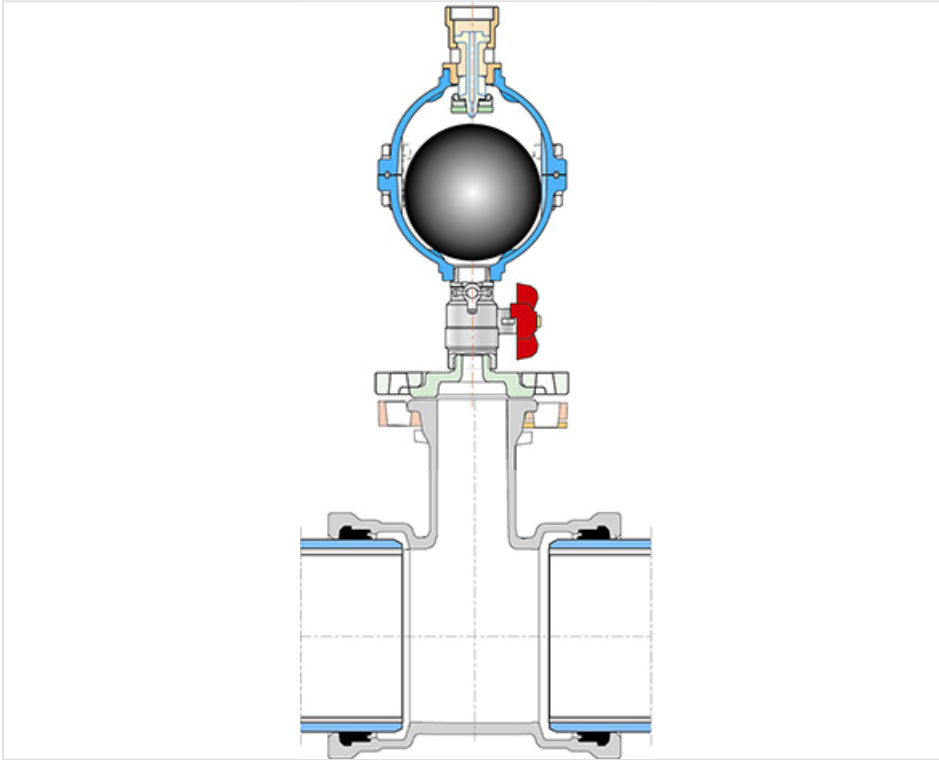
Markings are either integral markings, cast in the body, or markings made on plates, securely fixed to the body, in accordance with the EN 19 standard specifications.

EN 19 Specifications			Saint-Gobain valves process
Table 1 – Valve markings		Requirements	
1	DN	EN 19 § 4.2.1 Mandatory markings Shall be integral markings or on a marking plate	Integral
2	PN		Integral
3	Material		Integral
4	Manufacturer's name or trademark		Plate
11	Reference to Standard	EN 19 § 4.3 Supplementary markings Items 7 to 21 in Table 1 are optional	Plate
12	Melt identification		Integral
16	Quality test		Printed on body
18	Manufacturing date		Plate
21	Closing direction		Plate + sticker on body

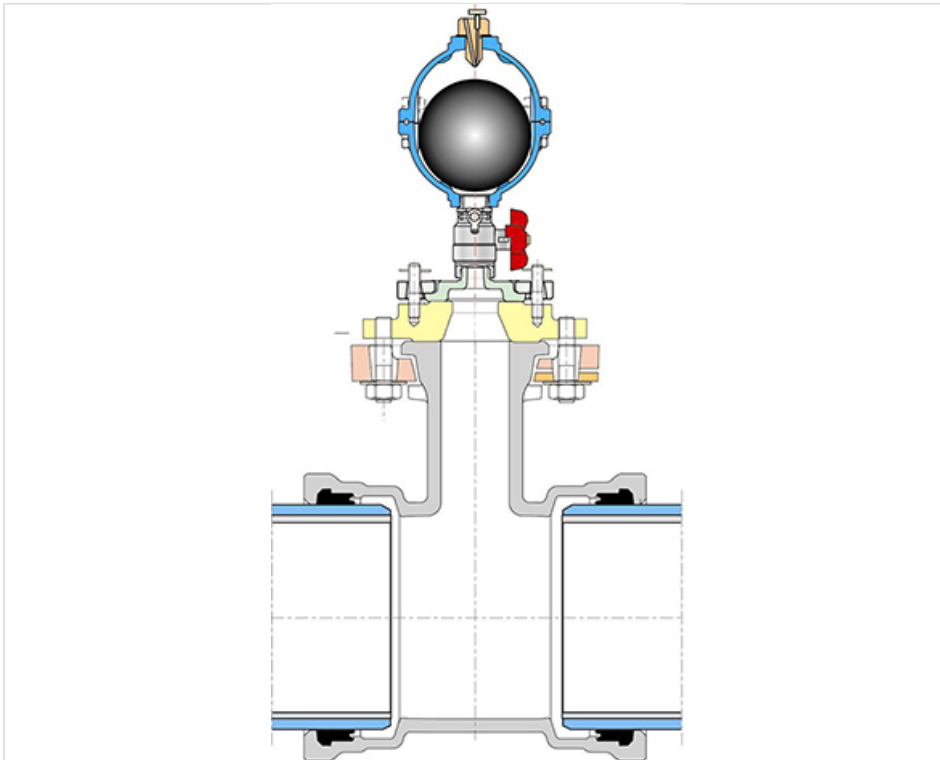
### Air evacuate operating



## Installation


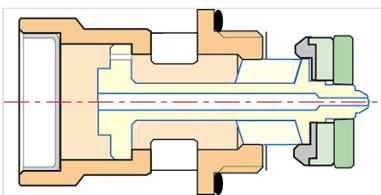


Mounting on tee: cock isolating allows, without water cut of sector, the regular maintenance of Purgex in particular change of the floats ball



Mounting with reduction flange

### Spare parts references



Description	Reference
Modulating Small orifice nozzle	162302
O' ring body/bonnet	162516
Ball float Ø 125	162484



# AIR VALVES PROTECTION EQUIPMENT FOR RESERVOIRS DN 60 - 60

06/06/2026  
VPPDV21PGX225

---

*The information on this sketch is, to the best of our knowledge correct at the time of printing. However Saint-Gobain are constantly looking at ways of improving their products and services therefore reserve the right to change without prior notice, any of the data shown. Any orders placed will be subject to our Standard Conditions of Sale, available on request.*