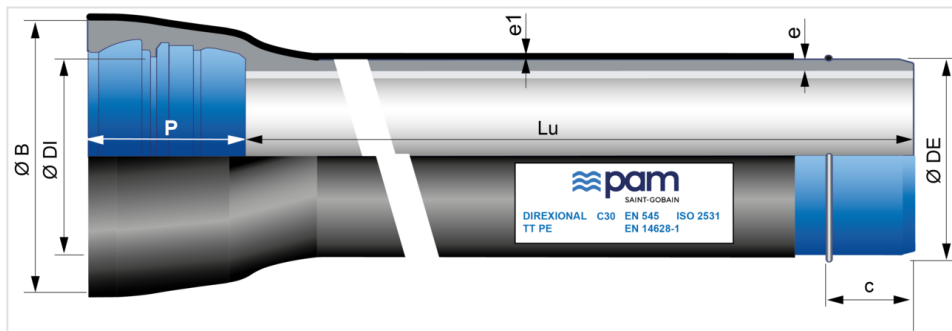


DIREXIONAL TT PE pipes DN100 to 700 with UNIVERSAL STANDARD socket + Weld bead Ve



DN	Lu (m)	Class	e (mm)	e1 (mm)	ØDE (mm)	ØDI (mm)	P (mm)	ØB (mm)	Bead position c (mm)	Mass (kg/m)	References
100	5.97	C100	6.1	1.8	118	121.4	140	188	90	20.10	227925
125	5.97	C64	6.1	2	144	147.4	148	203	95	24.90	227926
150	5.97	C64	6.2	2	170	173.4	148	230	95	29.90	227928
200	5.97	C64	6.5	2	222	225.2	155	290	100	41.30	227929
250	5.97	C50	6.8	2	274	276.8	166	350	110	53.80	227937
300	5.97	C50	7.4	2.2	326	328.8	180	408	115	69.50	227938
350	5.97	C40	7.7	2.2	378	380.9	184	463	115	85.80	227945
400	5.97	C40	8.1	2.2	429	431.9	176	510	113	100.90	227946
450	5.97	C40	8.6	2.2	480	483	190	570	120	120.20	228956
500	5.97	C40	9.3	2.5	532	535	200	625	125	143.00	227947
600	5.97	C40	10.9	2.5	635	638.2	209	740	135	192.90	227948
700	5.97	C30	10.8	2.5	738	741.7	250	855	158	234.90	*

(*): consult us

Legend

- DN: nominal diameter
- Lu: laying length, in m
- Class: pressure class according to EN 545 and ISO 2531
- e: nominal thickness according to ISO 2531, in mm
- e1: thickness of polyethylene according to EN14628-2006, in mm
- ØDE: external nominal diameter of the barrel according to EN 545 and ISO 2531, in mm
- ØDI: internal nominal diameter of the socket, in mm
- P: nominal depth of the socket, in mm

- ØB: nominal diameter of the socket, in mm
- c: weld bead position, in mm
- Mass: total mass per meter (including cement coating and socket), determined with the nominal thickness, in kg/m
- Reference: commercial reference Saint-Gobain PAM

Field of use:

- For specific soils (maritime, acid, polluted, isolated current)
- For drinking water networks
- High durability
- Total compatibility with drinking water
- Joint protection with elastomer sleeve and HDD metal cone
- Adapted to the trenchless pipe laying in rocky soils (horizontal directional drilling and pipe bursting)

Main characteristics:

- External coating with 2 barriers, in accordance with EN14628-1:2020 (option PE-G):
 - Back barrier: a metallic layer of ZnAl(Cu) 85/15 alloy (mini surface density 400 g/m²) applied by spraying molten metal on to the surface of the ductile iron + finishing acrylic layer (Aquacoat)
 - Front barrier: a continuous thick organic layer of extruded PE + hot melt adhesive layer applied on the back barrier, standard thickness according to DN (table 2 of EN14628-1)
- Internal coating: sulfate resisting blast furnace cement mortar
- Pressure class in conformity with Standard EN 545-2010 and ISO 2531-2009
- Standard joint in alimentary elastomer EPDM (ACS, KTW, WRAS,...)

Type of water:

Ductile iron pipes with internal coating of sulphate resisting blast furnace cement mortar are adapted to convey all types of drinking water in conformity with Directive EU 2020/2184.

In case of other type of water, please refer to below information:

	Minimum value	Maximum value			
Parameter	pH	CO2 aggressive	Sulphate	Magnesium	Ammonium
Unit	-	mg/l	mg/l	mg/l	mg/l
Value	5,5	15	3000	500	30

Blast furnace cement mortar is a sulphate resisting cement (SRC).

Accessories

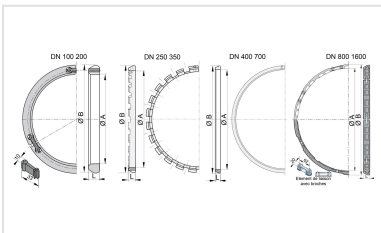


HDD metal protection cone for DIREXIONAL Universal Ve pipes

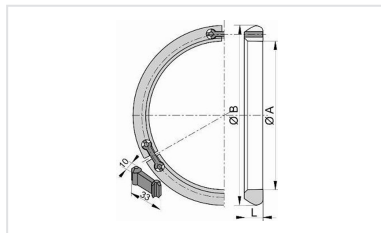


Pulling head for horizontal directional drilling

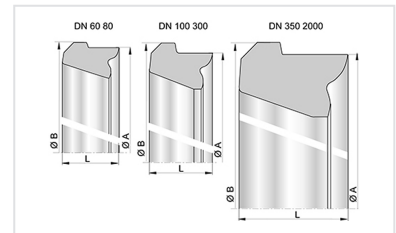
Linked products



UNI STD Ve joint for Pipes and Fittings DN80-1600



Locking Ring for UNI Ve joint DN80-1800




Standard gasket for Pipes and Fittings DN60-2000



Lubricating paste - NATURAL, INTEGRAL, and PLUVIAL ranges



Lubricating paste - BLUPAM



Assembly of the aluminium sleeve on TT pipes

The information on this sketch is, to the best of our knowledge correct at the time of printing. However Saint-Gobain are constantly looking at ways of improving their products and services therefore reserve the right to change without prior notice, any of the data shown. Any orders placed will be subject to our Standard Conditions of Sale, available on request.