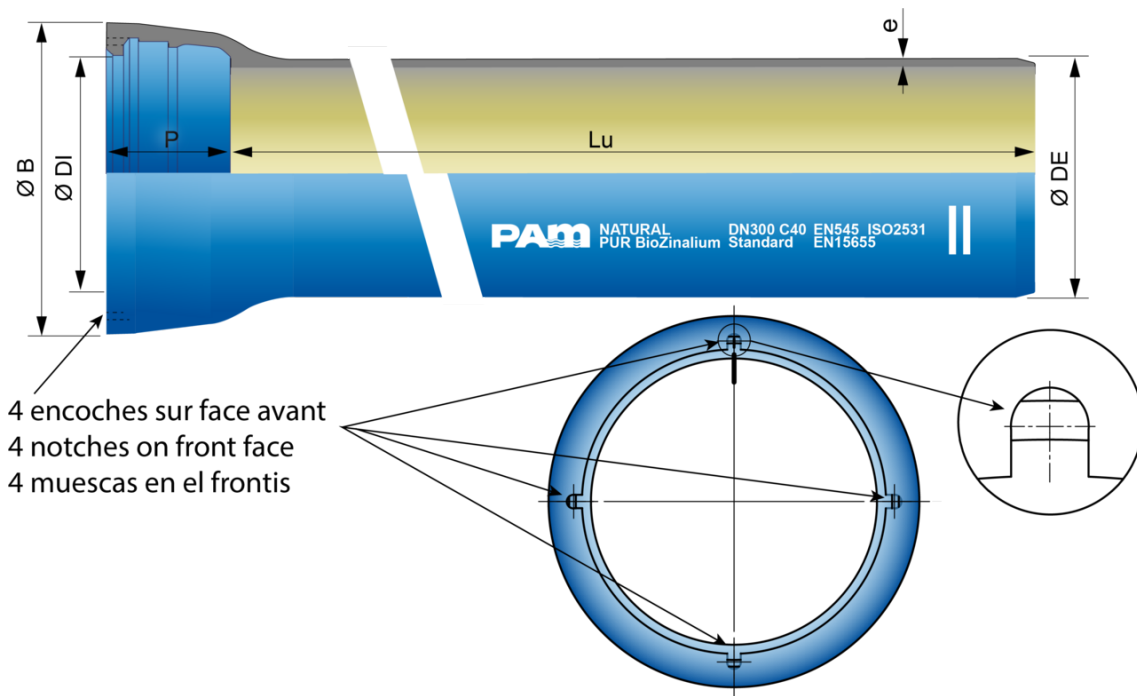


### NATURAL SUREJOINT (CONTROL+) PUR BioZinalium pipes with notches DN150 to 600 with STANDARD socket (preferred pressure classes)



| DN  | Lu (m) | Class | e (mm) | ØDE (mm) | ØDI (mm) | P (mm) | ØB (mm) | Mass (kg/m) | References  |
|-----|--------|-------|--------|----------|----------|--------|---------|-------------|-------------|
| 150 | 6.00   | C40   | 4.5    | 170      | 173.4    | 100.5  | 220.8   | 18.33       | NSB15Q60WQV |
| 200 | 6.00   | C40   | 4.7    | 222      | 225.2    | 106.5  | 275.1   | 25.02       | NSB20Q60WQV |
| 250 | 6.00   | C40   | 5.5    | 274      | 276.8    | 105.5  | 328.6   | 36.81       | NSB25Q60WQV |
| 300 | 6.00   | C40   | 6.2    | 326      | 328.8    | 107.5  | 385.3   | 48.20       | NSB30F60WQV |
| 350 | 6.00   | C30   | 6.4    | 378      | 380.9    | 110.5  | 444.5   | 57.65       | NSB35G60WQV |
| 400 | 6.00   | C30   | 6.5    | 429      | 431.9    | 112.5  | 494.6   | 66.62       | NSB40G60WQV |
| 450 | 6.00   | C30   | 6.9    | 480      | 483      | 115.5  | 546.5   | 79.47       | NSB45G60WQV |
| 500 | 6.00   | C30   | 7.5    | 532      | 535      | 117.5  | 600.9   | 95.23       | NSB50G60WQV |
| 600 | 6.00   | C30   | 8.7    | 635      | 638.1    | 132.5  | 712     | 131.52      | NSB60G60WQV |

### Legend:

- DN: nominal diameter
- Lu: laying length, in m
- Class: pressure class according to EN 545 and ISO 2531
- e: nominal thickness according to ISO 2531, in mm
- ØDE: external nominal diameter of the barrel according to EN 545 and ISO 2531, in mm
- ØDI: internal nominal diameter of the socket, in mm
- P: nominal depth of the socket, in mm
- ØB: nominal diameter of the socket, in mm
- Mass: total mass per metre (including polyurethane coating and socket), determined with the nominal thickness, in kg/m
- Reference: commercial reference Saint-Gobain PAM

### Field of use:

- Aggressive or soft waters

### Main characteristics:

- Pressure class in conformity with Standard EN 545-2010 and ISO 2531-2009
- External **BioZinalium<sup>®</sup>** coating consists of two layers:
  - a layer of zinc-aluminium 85/15 alloy, enriched with copper, with a minimum surface density of 400g/m<sup>2</sup>, applied by spraying molten metal onto the surface of the iron, using an electric arc spray gun, from ZnAl (Cu) alloy wire
  - a protective layer of Aquacoat (semi-permeable), a water-based blue acrylic of average thickness 80 microns applied using a spray gun (RAL 5005)
- Internal coating: 800 microns mini thick layer of sand-coloured polyurethane
- SUREJOINT Standard joint in alimentary elastomer EPDM (ACS, KTW, WRAS,...)
- Vi anchoring without bolts


### Type of soils:

BioZinalium<sup>®</sup> coating can be in contact with all type of soil, as defined in Annex D.2.2 of EN545:2010, except:

- peaty and acid soils
- soils containing wastes, scraps, ashes, slags or soils contaminated by industrial effluents or other wastes
- soils located under the level of the marine water table with a resistivity lower than 500 Ω cm

In such soils, and also in the event of stray currents, it is recommended to use other types of external coatings for more aggressive soils (TT PE or TT PUX ranges).

## Fitting a SUREJOINT gasket



When installing the SUREJOINT STANDARD Gasket:

- Bend manually the joint to form a hart, having the connecting nozzle opposite of your hands.
- Begin the gasket positioning in the socket groove by introducing the nozzle in a notch of the pipe front face.
- Choose one notch on the upper section of pipe, in order that the nozzle remains accessible when in the trench.
- Continue the joint installation as usual with Standard one.

[User guide - Standard Gasket CONTROL+ Testing Device](#)


## SUREJOINT quality check

The use of SUREJOINT Standard gasket, with the SUREJOINT Natural pipe, gives an immediate opportunity to check the integrity of the joint during installation. The check can detect any major defects during the jointing of the pipe, allowing any remedial work to be carried out straight away.

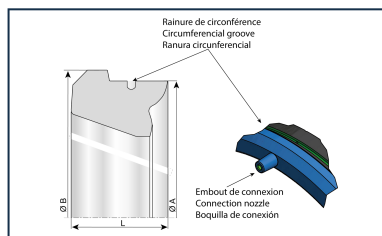
Checking of the joint is made by using the SUREJOINT testing device.

For full instructions of how to use SUREJOINT please refer to the Installation manual.


## Linked products



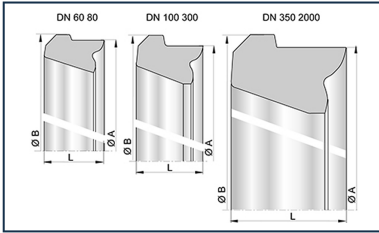
Kit Standard PUR Pipe with notches + Standard SUREJOINT (CONTROL+) Gasket



Gasket STANDARD rubber water EPDM SUREJOINT (CONTROL+) equipped with valve



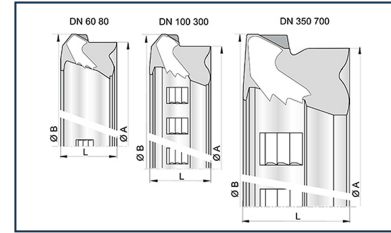
Kit Standard PUR Pipe with notches + Standard Gasket



Standard gasket for Pipes and Fittings DN60-2000



Kit Standard PUR Pipe with notches + Standard Vi Gasket



STD Vi gasket for Pipes and Fittings DN60-700



Lubricating paste - BLUPAM



Lubricating paste - NATURAL, INTEGRAL, and PLUVIAL ranges

*The information on this sketch is, to the best of our knowledge correct at the time of printing. However Saint-Gobain are constantly looking at ways of improving their products and services therefore reserve the right to change without prior notice, any of the data shown. Any orders placed will be subject to our Standard Conditions of Sale, available on request.*